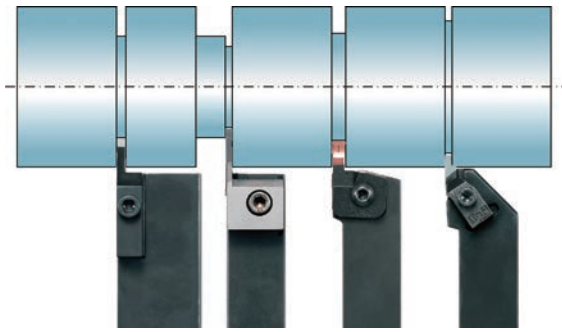









Grooving / Side-Turning



Product Lines	F02
Recommended Cutting Conditions	F03
General Information	F04
OD Grooving	F05
GTMT/GTMA.. series	F05
GWPG(M).. series	F08
VGW.. series	F11
GEV/GTV.. series	F15
TWG.. series	F18
ID Grooving	F19
GEV.. series	F19
TWG.. series	F20
Face Grooving	F21
GWPFM.. series	F21
GFV.. series	F27
POLY-V Grooving	F29
PTM.. series	F29

Product Lines



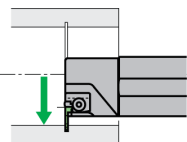
OD Grooving

Insert	GWPG / GWPM →F10		GTMA43 / GTMT43 →F7		TWG →F18	GTV/GEV →F17	
	GTWP	GKWP	NGTN(B)	NGTA	TWG	GTV	GKV
Holder	 →F8	 →F9	 →F5	 →F6	 →F18	 →F15	 →F16
Blade width	3.0-6.0mm	3.0-6.0mm	1.45-5.5mm		2.0-3.0mm	3.0-8.0mm	3.0-8.0mm
Depth of cut	-25.0mm	-12.0mm	4.50mm		-3.0mm	11.0mm	-11.0mm

Insert	VGW / VGW..R →F14		PTM.. →F29
	GTWP-H	GKWP-H	POLY-V
Holder	 →F11	 →F12	 →F29
Blade width	3.18-9.525mm		
Depth of cut	-28.5mm		

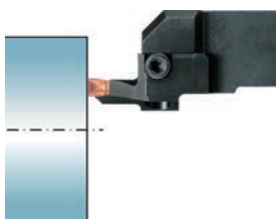
Grooving/
Side-Turning


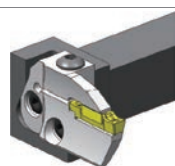


ID Grooving



Insert	GEV →F19	TWG →F20
	GKV	TWG
Holder	 →F19	 →F20
Blade width	3.0-3.5mm	2.0-3.0mm
Depth of cut	-9.5mm	-3.0mm
Min bore Dia.	-55.0mm	-46.0mm

Face Grooving



Insert	GWPFM →F26		GFV →F28	
	GTWP-H	GKWP-H	GFV	GSV
Holder	 →F21	 →F23	 →F27	 →F27
Blade width	3.0-6.0mm		6.0mm	
Depth of cut	-15.0mm		6.0mm	
Min bore Dia.	29.0mm-		38.0mm	

Recommended Cutting Conditions

GTMT / GTMA

Work Material		High Temperature Alloys	Titanium Alloys	Cobalt Chrome Alloys	Stainless Steels		Alloy Steels	Carbon Steels	
					Hard to cut	Free cutting			
Common Name		Inconel Hastelloy MP35N	Ti-6Al-4V	ASTM F-75	SUS304	SUS316 17-4PH	SUS303 SUS430F	SCr420 SCM435	S10C S45C
Grade	1st choice	DM4 / DT4			ST4 DM4	DM4 DT4	TM4	QM3	
	2nd choice	TM4 / QM3			QM3 / VM1		QM3	TM4 / DM4 / DT4	
Cutting Speed (m/min)		20 40 65	30 55 80		40 70 100	45 90 180		45 90 150	
A. Grooving B. Side turning ※	Width 0.25~0.5	A. 0.005 - 0.03							
		B. 0.002 - 0.005							
	0.5~1.0	A. 0.05 - 0.06							A. 0.02 - 0.07
		B. 0.005 - 0.01							B. 0.005 - 0.01
	1.0~2.0	A. 0.03 - 0.07							A. 0.03 - 0.08
		B. 0.02 - 0.05							B. 0.03 - 0.06
> 2.0	A. 0.03 - 0.2								
								B. 0.03 - 0.06	

※When side turning, Max. DOC is under

- MAX 0.2mm CSV/GTPS
- MAX 2.0mm
GTMH/GTMX/GTMT/GTMA
- MAX 0.1mm SBG/GTG

Under 0.4mm width - side turning impossible.

GWPG / GWPM / GTV / GEV / TWG / GFV / GWPFM

Work Material		High Temperature Alloys	Titanium Alloys	Cobalt Chrome Alloys	Stainless Steels		Alloy Steels	Carbon Steels
					Hard to cut	Free cutting		
Common Name		Inconel Hastelloy MP35N	Ti-6Al-4V	ASTM F-75	SUS304 SUS316 17-4PH	SUS303 SUS430F	SCr420 SCM435	S10C S45C
Grade	1st choice	QM3						
	2nd choice	QM3						
Cutting Speed (m/min)		20 40 65	30 55 80		40 70 100	45 90 180		45 90 150
A. Grooving B. Side turning *	Width 3.0~4.0	A. 0.05 - 0.15						
	4.0~5.0	A. .0.1 - 0.2					A. 0.1 - 0.25	
	> 5.0	A. 0.15 - 0.35						
								B. 0.15 - 0.3

*Max DOC when side turning
Groove width x 0.5mm

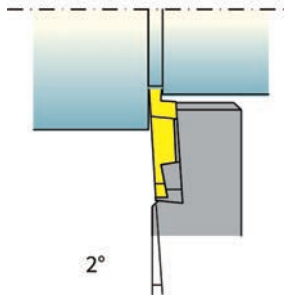
GWPFM

Work Material		High Temperature Alloys	Titanium Alloys	Cobalt Chrome Alloys	Stainless Steels		Alloy Steels	Carbon Steels
					Hard to cut	Free cutting		
Common Name		Inconel Hastelloy MP35N	Ti-6Al-4V	ASTM F-75	SUS304 SUS316 17-4PH	SUS303 SUS430F	SCr420 SCM435	S10C S45C
Grade	1st choice	DM4						
	2nd choice	DM4						
Cutting Speed (m/min)		20 40 65	30 55 80		70 90 150	70 150 200		70 120 170
Feed Rate (mm/rev)		0.05 0.1 0.2			0.07 0.1 0.2	0.05 0.1 0.2		0.07 0.1 0.2

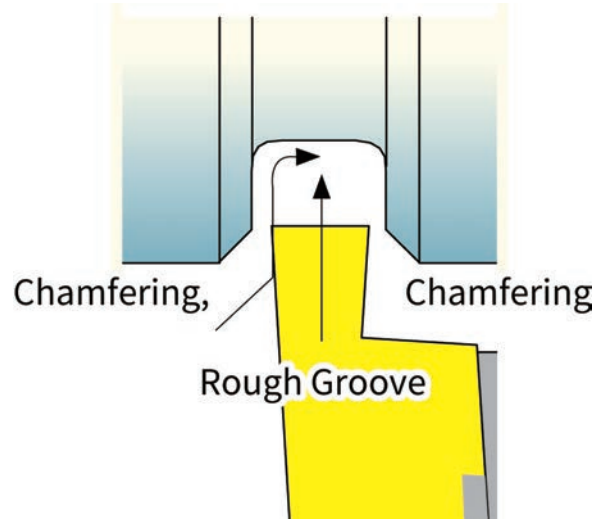
●No step feed

※When side turning, Max. DOC
Roughing 0.2 - 0.5mm
Finishing 1.0 - 3.0mm

General Information



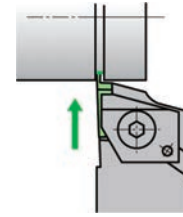
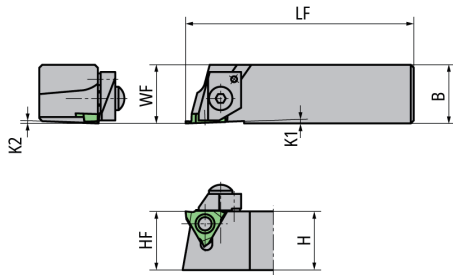
GTMT / GTMH series can be used for uneven diameter grooving thanks to the 2 degree mounting angle designed on the toolholder



Chamfering and radius machining can be done after the rough grooving process at the center of the groove

OD Grooving GTMT / GTMA.. series/Toolholder

NGTN



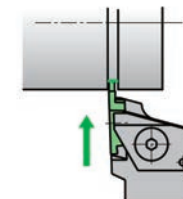
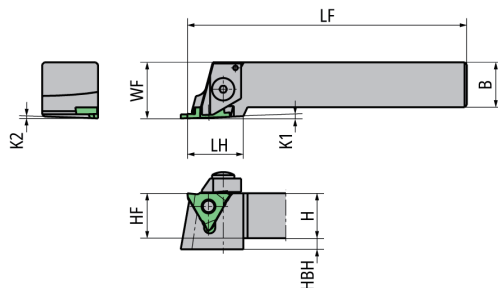
● Diagram shows right-hand tool

EDP	Item Number	Stock	Hand	B mm	H mm	HF mm	K1 °	K2 °	LF mm	WF mm	Insert Gage
5501994	NGTNR161643-20	●	R	16	16	16	2	2	78	16	GT..43..
5534136	NGTNR161643-35	●	R	16	16	16	2	2	78	16	GT..43..
5554241	NGTNR161643-20	●	L	16	16	16	2	2	78	16	GT..43..
5222112	NGTNL161643-35	●	L	16	16	16	2	2	78	16	GT..43..

Spare Parts

Item Number	Clamp	Clamp screw	Spring	Wrench (for Clamp screw)
NGTNR161643-20	CPR5S	AOS-5*25	ASG-5	LW-2.5
NGTNR161643-35	CPR5S	AOS-5*25	ASG-5	LW-2.5
NGTNL161643-20	CPL5S	AOS-5*25	ASG-5	LW-2.5
NGTNL161643-35	CPL5S	AOS-5*25	ASG-5	LW-2.5

NGTB With Offset



● Diagram shows right-hand tool

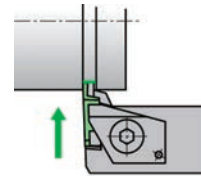
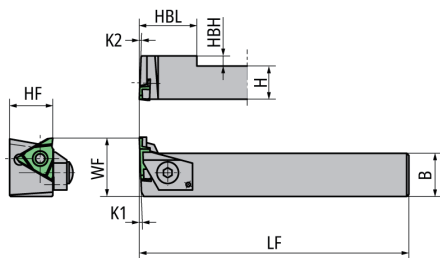
EDP	Item Number	Stock	Hand	B mm	H mm	HBH mm	HF mm	K1 °	K2 °	LF mm	LH mm	WF mm	Insert Gage
5239900	NGTBR161643-00S	●	R	16	16	9	16	2	2	100	25	20	GT..43..
5949615	NGTBR161643-20S	●	R	16	16	9	16	2	2	100	25	20	GT..43..
5806096	NGTBR161643-35S	●	R	16	16	9	16	2	2	100	25	20	GT..43..
5239850	NGTBR202043-00S	●	R	20	20	5	20	2	2	125	25	25	GT..43..
5550041	NGTBR202043-20S	●	R	20	20	5	20	2	2	125	25	25	GT..43..
5553375	NGTBR202043-35S	●	R	20	20	5	20	2	2	125	25	25	GT..43..
5239876	NGTBR252543-00S	●	R	25	25	-	25	2	2	150	25	30	GT..43..
5550058	NGTBR252543-20S	●	R	25	25	-	25	2	2	150	25	30	GT..43..
5550074	NGTBR252543-35S	●	R	25	25	-	25	2	2	150	25	30	GT..43..
5553433	NGTBR322543-20S	●	R	25	32	-	32	2	2	170	25	30	GT..43..
5222013	NGTBR322543-35S	●	R	25	32	-	32	2	2	170	25	30	GT..43..
5239843	NGTBL161643-00S	●	L	16	16	9	16	2	2	100	25	20	GT..43..
5210901	NGTBL161643-20S	●	L	16	16	9	16	2	2	100	25	20	GT..43..
5222021	NGTBL161643-35S	●	L	16	16	9	16	2	2	100	25	20	GT..43..
5239868	NGTBL202043-00S	●	L	20	20	5	20	2	2	125	25	25	GT..43..
5553367	NGTBL202043-20S	●	L	20	20	5	20	2	2	125	25	25	GT..43..
5222039	NGTBL202043-35S	●	L	20	20	5	20	2	2	125	25	25	GT..43..
5239892	NGTBL252543-00S	●	L	25	25	-	25	2	2	150	25	30	GT..43..
5550066	NGTBL252543-20S	●	L	25	25	-	25	2	2	150	25	30	GT..43..
5550082	NGTBL252543-35S	●	L	25	25	-	25	2	2	150	25	30	GT..43..
5553441	NGTBL322543-20S	●	L	25	32	-	32	2	2	170	25	30	GT..43..
5222047	NGTBL322543-35S	●	L	25	32	-	32	2	2	170	25	30	GT..43..

Spare Parts

Item Number	Clamp	Clamp screw	Spring	Wrench (for Clamp screw)
NGTBR161643-00S	CPR5	AOS-5*25	ASG-5	LW-2.5
NGTBR161643-20S	CPR5	AOS-5*25	ASG-5	LW-2.5
NGTBR161643-35S	CPR5	AOS-5*25	ASG-5	LW-2.5
NGTBR202043-00S	CPR6	AOS-6*30	ASG-6	LW-3
NGTBR202043-20S	CPR6	AOS-6*30	ASG-6	LW-3
NGTBR202043-35S	CPR6	AOS-6*30	ASG-6	LW-3
NGTBR252543-00S	CPR6	AOS-6*30	ASG-6	LW-3
NGTBR252543-20S	CPR6	AOS-6*30	ASG-6	LW-3
NGTBR252543-35S	CPR6	AOS-6*30	ASG-6	LW-3
NGTBR322543-20S	CPR6	AOS-6*30	ASG-6	LW-3
NGTBR322543-35S	CPR6	AOS-6*30	ASG-6	LW-3
NGTBL161643-00S	CPL5	AOS-5*25	ASG-5	LW-2.5
NGTBL161643-20S	CPL5	AOS-5*25	ASG-5	LW-2.5
NGTBL161643-35S	CPL5	AOS-5*25	ASG-5	LW-2.5
NGTBL202043-00S	CPL6	AOS-6*30	ASG-6	LW-3
NGTBL202043-20S	CPL6	AOS-6*30	ASG-6	LW-3
NGTBL202043-35S	CPL6	AOS-6*30	ASG-6	LW-3
NGTBL252543-00S	CPL6	AOS-6*30	ASG-6	LW-3
NGTBL252543-20S	CPL6	AOS-6*30	ASG-6	LW-3
NGTBL252543-35S	CPL6	AOS-6*30	ASG-6	LW-3
NGTBL322543-20S	CPL6	AOS-6*30	ASG-6	LW-3
NGTBL322543-35S	CPL6	AOS-6*30	ASG-6	LW-3

NGTA for horizontal gang style tool post

Grooving/
Side-Turning



● Diagram shows left-hand tool
NOTE: Use a right-handed (R) insert.

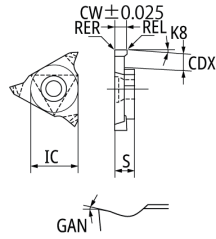
EDP	Item Number	Stock	Hand	B mm	H mm	HBH mm	HBL mm	HF mm	K1 °	K2 °	LF mm	WF mm	Insert Gage
5004155	NGTAL161643-00S	●	L	16	16	4	20	16	2	2	100	23	GT..43..
5884903	NGTAL202043-00S	●	L	20	20	-	-	20	2	2	125	27	GT..43..

Spare Parts

Item Number	Clamp	Clamp screw	Spring	Wrench (for Clamp screw)
NGTAL161643-00S	CPL5S	AOS-5*20	ASG-5	LW-2.5
NGTAL202043-00S	CPL6	AOS-6*30	ASG-6	LW-3

OD Grooving GTMT / GTMA.. series/Insert Carbide

GTMT43

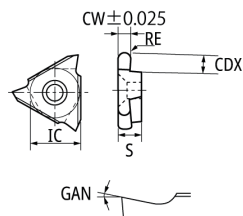


● Diagram shows right-hand tool

Item Number	Hand	Chip-breaker	APMX	CDX	CW	GAN	IC	K8	REL	RER	S	Carbide PVD	
												DM4	QM3
GTMT43145R	R	Yes	3	3.5	1.45	11	12.7	2	0.2	0.2	4.76	●	●
GTMT43150R	R	Yes	3	3.5	1.5	11	12.7	2	0.2	0.2	4.76	●	●
GTMT43175R	R	Yes	3	3.5	1.75	11	12.7	2	0.2	0.2	4.76	●	●
GTMT43185R	R	Yes	3	3.5	1.85	11	12.7	2	0.2	0.2	4.76	●	●
GTMT43200R	R	Yes	3	3.5	2	11	12.7	2	0.2	0.2	4.76	●	●
GTMT43230R	R	Yes	3	3.5	2.3	11	12.7	2	0.2	0.2	4.76	●	●
GTMT43250R	R	Yes	4.3	5.5	2.5	11	12.7	2	0.3	0.3	4.76	●	●
GTMT43265R	R	Yes	4.3	5.5	2.65	11	12.7	2	0.3	0.3	4.76	●	●
GTMT43280R	R	Yes	4.3	5.5	2.8	11	12.7	2	0.3	0.3	4.76	●	●
GTMT43300R	R	Yes	4.3	5.5	3	11	12.7	2	0.3	0.3	4.76	●	●
GTMT43330R	R	Yes	4.3	5.5	3.3	11	12.7	2	0.3	0.3	4.76	●	●
GTMT43350R	R	Yes	4.3	5.5	3.5	11	12.7	2	0.3	0.3	4.76	●	●
GTMT43400R	R	Yes	4.3	5.5	4	11	12.7	2	0.4	0.4	4.76	●	●
GTMT43450R	R	Yes	4.3	5.5	4.5	11	12.7	2	0.4	0.4	4.76	●	●
GTMT43500R	R	Yes	4.3	5.5	5	11	12.7	2	0.4	0.4	5.76	●	●
GTMT43550R	R	Yes	4.3	5.5	5.5	11	12.7	2	0.4	0.4	5.76	●	●
GTMT43145L	L	Yes	3	3.5	1.45	11	12.7	2	0.2	0.2	4.76	●	●
GTMT43150L	L	Yes	3	3.5	1.5	11	12.7	2	0.2	0.2	4.76	●	●
GTMT43175L	L	Yes	3	3.5	1.75	11	12.7	2	0.2	0.2	4.76	●	●
GTMT43185L	L	Yes	3	3.5	1.85	11	12.7	2	0.2	0.2	4.76	●	●
GTMT43200L	L	Yes	3	3.5	2	11	12.7	2	0.2	0.2	4.76	●	●
GTMT43230L	L	Yes	3	3.5	2.3	11	12.7	2	0.2	0.2	4.76	●	●
GTMT43280L	L	Yes	4.3	5.5	2.8	11	12.7	2	0.3	0.3	4.76	●	●
GTMT43300L	L	Yes	4.3	5.5	3	11	12.7	2	0.3	0.3	4.76	●	●
GTMT43330L	L	Yes	4.3	5.5	3.3	11	12.7	2	0.3	0.3	4.76	●	●
GTMT43350L	L	Yes	4.3	5.5	3.5	11	12.7	2	0.3	0.3	4.76	●	●
GTMT43400L	L	Yes	4.3	5.5	4	11	12.7	2	0.4	0.4	4.76	●	●
GTMT43450L	L	Yes	4.3	5.5	4.5	11	12.7	2	0.4	0.4	4.76	●	●
GTMT43500L	L	Yes	4.3	5.5	5	11	12.7	2	0.4	0.4	5.76	●	●
GTMT43550L	L	Yes	4.3	5.5	5.5	11	12.7	2	0.4	0.4	5.76	●	●

Grooving/
Side-Turning

GTMA43-Full Radius style



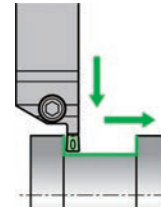
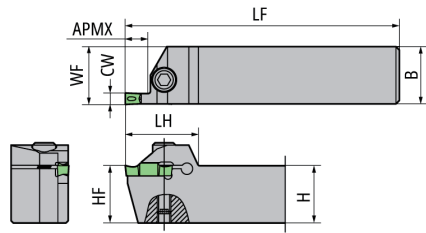
● Diagram shows right-hand tool

Item Number	Hand	Chip-breaker	APMX	CDX	CW	GAN	IC	RE	S	Carbide PVD	
										DM4	QM3
GTMA43200R10R	R	Yes	3	3.5	2	11	12.7	1	4.76	●	●
GTMA43300R15R	R	Yes	4.5	5.5	3	11	12.7	1.5	4.76	●	●
GTMA43400R20R	R	Yes	4.5	5.5	4	11	12.7	2	4.76	●	●

OD Grooving SCRUM DUO

GWPG(M).. series/Toolholder

GTWP



● Diagram shows right-hand tool

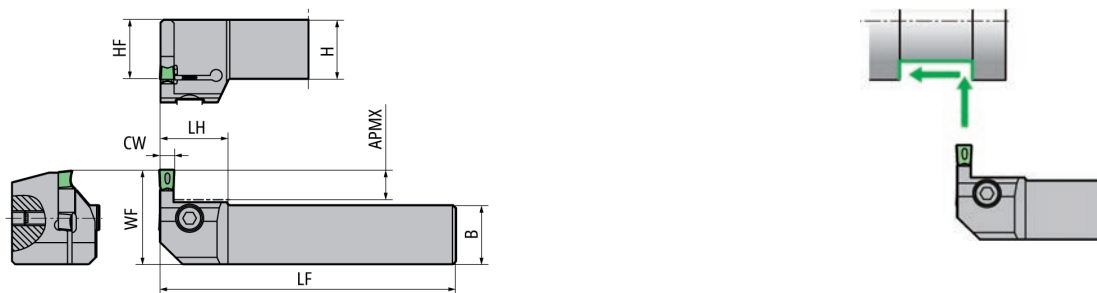
EDP	Item Number	Stock	Hand	APMX mm	B mm	CW mm	H mm	HF mm	LF mm	LH mm	WF mm	Insert Gage
5849120	GTWPR2020K-3D10	●	R	10	20	3	20	20	125	29	20.2	GWPG300.. GWPM300..
5849146	GTWPR2020K-3D20	●	R	20	20	3	20	20	125	41	20.2	GWPG300.. GWPM300..
5849161	GTWPR2020K-4E10	●	R	10	20	4	20	20	125	29	20.3	GWPG400.. GWPM400..
5849187	GTWPR2020K-4E20	●	R	20	20	4	20	20	125	41	20.3	GWPG400.. GWPM400..
5849203	GTWPR2020K-5F10	●	R	10	20	5	20	20	125	29	20.3	GWPG500.. GWPM500..
5849229	GTWPR2020K-5F20	●	R	20	20	5	20	20	125	41	20.3	GWPG500.. GWPM500..
5849245	GTWPR2020K-6G12	●	R	12	20	6	20	20	125	34	20.35	GWPG600.. GWPM600..
5849260	GTWPR2020K-6G25	●	R	25	20	6	20	20	125	49	20.35	GWPG600.. GWPM600..
5849138	GTWPR2525M-3D10	●	R	10	25	3	25	25	150	32	25.2	GWPG300.. GWPM300..
5849153	GTWPR2525M-3D20	●	R	20	25	3	25	25	150	44	25.2	GWPG300.. GWPM300..
5849179	GTWPR2525M-4E10	●	R	10	25	4	25	25	150	32	25.3	GWPG400.. GWPM400..
5849195	GTWPR2525M-4E20	●	R	20	25	4	25	25	150	44	25.3	GWPG400.. GWPM400..
5849211	GTWPR2525M-5F10	●	R	10	25	5	25	25	150	32	25.3	GWPG500.. GWPM500..
5849237	GTWPR2525M-5F20	●	R	20	25	5	25	25	150	44	25.3	GWPG500.. GWPM500..
5849252	GTWPR2525M-6G12	●	R	12	25	6	25	25	150	37	25.35	GWPG600.. GWPM600..
5849278	GTWPR2525M-6G25	●	R	25	25	6	25	25	150	52	25.35	GWPG600.. GWPM600..
5852397	GTWPL2020K-3D10	●	L	10	20	3	20	20	125	29	20.2	GWPG300.. GWPM300..
5852421	GTWPL2020K-3D20	●	L	20	20	3	20	20	125	41	20.2	GWPG300.. GWPM300..
5852447	GTWPL2020K-4E10	●	L	10	20	4	20	20	125	29	20.3	GWPG400.. GWPM400..
5852470	GTWPL2020K-4E20	●	L	20	20	4	20	20	125	41	20.3	GWPG400.. GWPM400..
5852496	GTWPL2020K-5F10	●	L	10	20	5	20	20	125	29	20.3	GWPG500.. GWPM500..
5852520	GTWPL2020K-5F20	●	L	20	20	5	20	20	125	41	20.3	GWPG500.. GWPM500..
5852546	GTWPL2020K-6G12	●	L	12	20	6	20	20	125	34	20.35	GWPG600.. GWPM600..
5852561	GTWPL2020K-6G25	●	L	25	20	6	20	20	125	49	20.35	GWPG600.. GWPM600..
5852405	GTWPL2525M-3D10	●	L	10	25	3	25	25	150	32	25.2	GWPG300.. GWPM300..
5852439	GTWPL2525M-3D20	●	L	20	25	3	25	25	150	44	25.2	GWPG300.. GWPM300..
5852454	GTWPL2525M-4E10	●	L	10	25	4	25	25	150	32	25.3	GWPG400.. GWPM400..
5852488	GTWPL2525M-4E20	●	L	20	25	4	25	25	150	44	25.3	GWPG400.. GWPM400..
5852512	GTWPL2525M-5F10	●	L	10	25	5	25	25	150	32	25.3	GWPG500.. GWPM500..
5852538	GTWPL2525M-5F20	●	L	20	25	5	25	25	150	44	25.3	GWPG500.. GWPM500..
5852553	GTWPL2525M-6G12	●	L	12	25	6	25	25	150	37	25.35	GWPG600.. GWPM600..
5852587	GTWPL2525M-6G25	●	L	25	25	6	25	25	150	52	25.35	GWPG600.. GWPM600..

Grooving/
Side-Turning

Spare Parts

Item Number	Clamp screw	Wrench (for Clamp screw)	Wrench (for Back side clamping)
GTWPR2020K-3D10	CS0520W	LW-4	(LW-2.5)
GTWPR2020K-3D20	CS0520W	LW-4	(LW-2.5)
GTWPR2020K-4E10	CS0520W	LW-4	(LW-2.5)
GTWPR2020K-4E20	CS0520W	LW-4	(LW-2.5)
GTWPR2020K-5F10	CS0520W	LW-4	(LW-2.5)
GTWPR2020K-5F20	CS0520W	LW-4	(LW-2.5)
GTWPR2020K-6G12	CS0520W	LW-4	(LW-2.5)
GTWPR2020K-6G25	CS0520W	LW-4	(LW-2.5)
GTWPR2525M-3D10	CS0625W	LW-5	(LW-3)
GTWPR2525M-3D20	CS0625W	LW-5	(LW-3)
GTWPR2525M-4E10	CS0625W	LW-5	(LW-3)
GTWPR2525M-4E20	CS0625W	LW-5	(LW-3)
GTWPR2525M-5F10	CS0625W	LW-5	(LW-3)
GTWPR2525M-5F20	CS0625W	LW-5	(LW-3)
GTWPR2525M-6G12	CS0625W	LW-5	(LW-3)
GTWPR2525M-6G25	CS0625W	LW-5	(LW-3)
GTWPL2020K-3D10	CS0520W	LW-4	(LW-2.5)
GTWPL2020K-3D20	CS0520W	LW-4	(LW-2.5)
GTWPL2020K-4E10	CS0520W	LW-4	(LW-2.5)
GTWPL2020K-4E20	CS0520W	LW-4	(LW-2.5)
GTWPL2020K-5F10	CS0520W	LW-4	(LW-2.5)
GTWPL2020K-5F20	CS0520W	LW-4	(LW-2.5)
GTWPL2020K-6G12	CS0520W	LW-4	(LW-2.5)
GTWPL2020K-6G25	CS0520W	LW-4	(LW-2.5)
GTWPL2525M-3D10	CS0625W	LW-5	(LW-3)
GTWPL2525M-3D20	CS0625W	LW-5	(LW-3)
GTWPL2525M-4E10	CS0625W	LW-5	(LW-3)
GTWPL2525M-4E20	CS0625W	LW-5	(LW-3)
GTWPL2525M-5F10	CS0625W	LW-5	(LW-3)
GTWPL2525M-5F20	CS0625W	LW-5	(LW-3)
GTWPL2525M-6G12	CS0625W	LW-5	(LW-3)
GTWPL2525M-6G25	CS0625W	LW-5	(LW-3)

GKWP for horizontal gang style tool post



● Diagram shows left-hand tool

EDP	Item Number	Stock	Hand	APMX mm	B mm	CW mm	H mm	HF mm	LF mm	LH mm	WF mm	Insert Gage
5893607	GKWPL2020K-3D10	●	L	10	20	3	20	20	125	23	32	GWPG300.. GWPM300..
5893615	GKWPL2020K-4E10	●	L	10	20	4	20	20	125	23	32	GWPG400.. GWPM400..
5893623	GKWPL2020K-5F10	●	L	10	20	5	20	20	125	23	32	GWPG500.. GWPM500..
5893631	GKWPL2020K-6G12	●	L	12	20	6	20	20	125	23	34	GWPG600.. GWPM600..

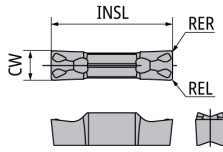
Spare Parts

Item Number	Clamp screw	Wrench (for Clamp screw)	Wrench (for Back side clamping)
GKWPL2020K-3D10	CS0520W	LW-4	LW-2.5
GKWPL2020K-4E10	CS0520W	LW-4	LW-2.5
GKWPL2020K-5F10	CS0520W	LW-4	LW-2.5
GKWPL2020K-6G12	CS0520W	LW-4	LW-2.5

OD Grooving SCRUM DUO

GWPG(M).. series/Insert Carbide

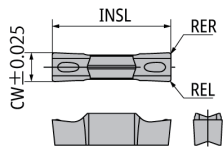
GWPG(M)-GW Best for side turning



Item Number	Hand	Chip-breaker	CW	INSL	REL	RER	Carbide PVD DM4
			mm	mm	mm	mm	
GWPG300N02D-GW	N	Yes	3	20.6	0.2	0.2	●
GWPG300N04D-GW	N	Yes	3	20.6	0.4	0.4	●
GWPG400N02E-GW	N	Yes	4	20.6	0.2	0.2	●
GWPG400N04E-GW	N	Yes	4	20.6	0.4	0.4	●
GWPG400N08E-GW	N	Yes	4	20.6	0.8	0.8	●
GWPG500N02F-GW	N	Yes	5	20.6	0.2	0.2	●
GWPG500N04F-GW	N	Yes	5	20.6	0.4	0.4	●
GWPG500N08F-GW	N	Yes	5	20.6	0.8	0.8	●
GWPG600N02G-GW	N	Yes	6	25.6	0.2	0.2	●
GWPG600N04G-GW	N	Yes	6	25.6	0.4	0.4	●
GWPG600N08G-GW	N	Yes	6	25.6	0.8	0.8	●
GWPM300N04D-GW	N	Yes	3	20.6	0.4	0.4	●
GWPM400N04E-GW	N	Yes	4	20.6	0.4	0.4	●
GWPM500N04F-GW	N	Yes	5	20.6	0.4	0.4	●
GWPM600N04G-GW	N	Yes	6	25.6	0.4	0.4	●

GWPG.. : Outside ground
Width tolerance ± 0.025
GWPM.. : Full-molded
Width tolerance ± 0.05

GWPG-GV Generates less tool pressure

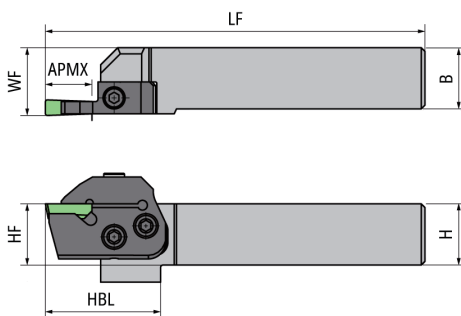


Item Number	Hand	Chip-breaker	CW	INSL	REL	RER	Carbide PVD DM4
			mm	mm	mm	mm	
GWPG300N02D-GV	N	Yes	3	20.6	0.2	0.2	●
GWPG300N04D-GV	N	Yes	3	20.6	0.4	0.4	●
GWPG400N02E-GV	N	Yes	4	20.6	0.2	0.2	●
GWPG400N04E-GV	N	Yes	4	20.6	0.4	0.4	●
GWPG500N02F-GV	N	Yes	5	20.6	0.2	0.2	●
GWPG500N04F-GV	N	Yes	5	20.6	0.4	0.4	●
GWPG600N02G-GV	N	Yes	6	25.6	0.2	0.2	●
GWPG600N04G-GV	N	Yes	6	25.6	0.4	0.4	●

OD Grooving SCRUM DUO BLADE

VGW.. series/For straight shank toolholder

GTWPR

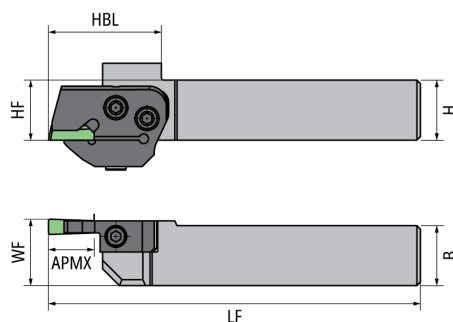


● Diagram shows right-hand tool

Blade number	Stock	Insert	Dimensions(mm)			Holder	Dimensions(mm)									
			APMX	LF	HBL		WF	H	B	HF						
GBVR-VGW4-3T09	●	VGW4125	9.5	118.6	39.6	GTWPR2020-H	22.3	20	20	20						
		VGW4156									143.6	35.6	27.2	25	25	25
		VGW4156									163.6	-	34.2	32	32	32
GBVR-VGW4-4T14	●	VGW4156	14.2	124.9	45.9	GTWPR2020-H	22.3	20	20	20						
		VGW4187									150.0	42.0	27.3	25	25	25
		VGW6218									170.0	-	34.3	32	32	32
GBVR-VGW6-6T14	●	VGW6218	14.2	124.9	45.9	GTWPR2020-H	22.7	20	20	20						
		VGW6250									150.0	42.0	22.7	25	25	25
		VGW6250									170.0	-	34.7	32	32	32
GBVR-VGW6-6T19	●	VGW6250	19.0	130.0	51.0	GTWPR2020-H	22.6	20	20	20						
		VGW6281									155.0	47.0	27.6	25	25	25
		VGW8312									175.0	-	34.6	32	32	32
GBVR-VGW8-8T19	●	VGW8312	19.0	135.1	56.1	GTWPR2020-H	23.5	20	20	20						
		VGW8344									160.1	52.1	28.4	25	25	25
		VGW8344									180.1	-	35.5	32	32	32
GBVR-VGW8-8T28	●	VGW8344	28.5	137.6	58.6	GTWPR2020-H	23.3	20	20	20						
		VGW8375									162.7	54.7	28.3	25	25	25
		VGW8375									182.7	-	35.3	32	32	32

Grooving/
Side-turning

GTWPL



● Diagram shows left-hand tool

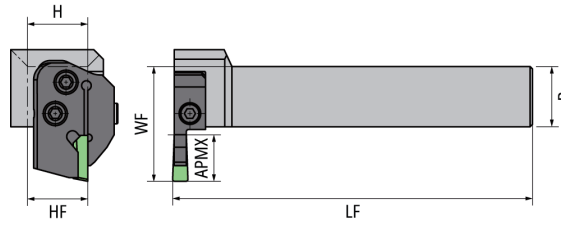
Blade number	Stock	Insert	Dimensions(mm)			Holder	Dimensions(mm)									
			APMX	LF	HBL		WF	H	B	HF						
GBVL-VGW4-3T09	●	VGW4125	9.5	118.6	39.6	GTWPL2020-H	22.3	20	20	20						
		VGW4156									143.6	35.6	27.2	25	25	25
		VGW4156									163.6	-	34.2	32	32	32
GBVL-VGW4-4T14	●	VGW4156	14.2	124.9	45.9	GTWPL2020-H	22.3	20	20	20						
		VGW4187									150.0	42.0	27.3	25	25	25
		VGW6218									170.0	-	34.3	32	32	32
GBVL-VGW6-6T14	●	VGW6218	14.2	124.9	45.9	GTWPL2020-H	22.7	20	20	20						
		VGW6250									150.0	42.0	22.7	25	25	25
		VGW6250									170.0	-	34.7	32	32	32
GBVL-VGW6-6T19	●	VGW6250	19.0	130.0	51.0	GTWPL2020-H	22.6	20	20	20						
		VGW6281									155.0	47.0	27.6	25	25	25
		VGW8312									175.0	-	34.6	32	32	32
GBVL-VGW8-8T19	●	VGW8312	19.0	135.1	56.1	GTWPL2020-H	23.5	20	20	20						
		VGW8344									160.1	52.1	28.4	25	25	25
		VGW8344									180.1	-	35.5	32	32	32
GBVL-VGW8-8T28	●	VGW8344	28.5	137.6	58.6	GTWPL2020-H	23.3	20	20	20						
		VGW8375									162.7	54.7	28.3	25	25	25
		VGW8375									182.7	-	35.3	32	32	32

※Insert clamp screw : GBVR/L-VGW4/6 → CS0515 , GBVR/L-VGW8 → CS0615

OD Grooving SCRUM DUO BLADE

VGW.. series/For L-style toolholder

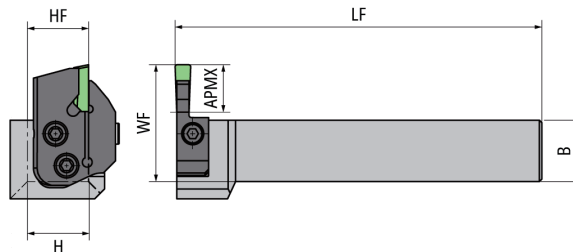
■ GWKPR



● Diagram shows right-hand tool

Blade number	Stock	Insert	Dimensions(mm)		Holder	Dimensions(mm)					
			APMX			LF	HBL	WF	H	B	HF
GBVL-VGW4-3T09	●	VGW4125	9.5		GKWPR2020-H	118.6	39.6	22.6	20	20	20
		VGW4156			GKWPR2525-H	143.6	35.6	27.6	25	25	25
					GKWPR3232-H	163.6	-	34.6	32	32	32
GBVL-VGW4-4T14	●	VGW4156	14.2		GKWPR2020-H	124.9	45.9	22.7	20	20	20
		VGW4187			GKWPR2525-H	150.0	42.0	27.7	25	25	25
					GKWPR3232-H	170.0	-	34.7	32	32	32
GBVL-VGW6-6T14	●	VGW6218	14.2		GKWPR2020-H	124.9	45.9	23.1	20	20	20
		VGW6250			GKWPR2525-H	150.0	42.0	28.1	25	25	25
					GKWPR3232-H	170.0	-	35.1	32	32	32
GBVL-VGW6-6T19	●	VGW6250	19.0		GKWPR2020-H	130.0	51.0	23.0	20	20	20
		VGW6281			GKWPR2525-H	155.0	47.0	28.0	25	25	25
					GKWPR3232-H	175.0	-	35.0	32	32	32
GBVL-VGW8-8T19	●	VGW8312	19.0		GKWPR2020-H	135.1	56.1	23.9	20	20	20
		VGW8344			GKWPR2525-H	160.1	52.1	28.9	25	25	25
					GKWPR3232-H	180.1	-	35.9	32	32	32
GBVL-VGW8-8T28	●	VGW8344	28.5		GKWPR2020-H	137.6	58.6	23.7	20	20	20
		VGW8375			GKWPR2525-H	162.7	54.7	28.7	25	25	25
					GKWPR3232-H	182.7	-	35.7	32	32	32

■ GWKPL



● Diagram shows left-hand tool

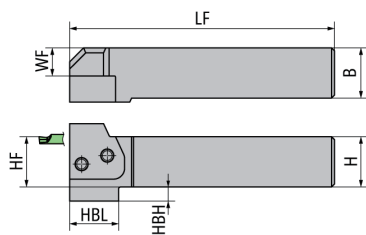
Blade number	Stock	Insert	Dimensions(mm)		Holder	Dimensions(mm)					
			APMX			LF	HBL	WF	H	B	HF
GBVR-VGW4-3T09	●	VGW4125	9.5		GKWPL2020-H	118.6	39.6	22.6	20	20	20
		VGW4156			GKWPL2525-H	143.6	35.6	27.6	25	25	25
					GKWPL3232-H	163.6	-	34.6	32	32	32
GBVR-VGW4-4T14	●	VGW4156	14.2		GKWPL2020-H	124.9	45.9	22.7	20	20	20
		VGW4187			GKWPL2525-H	150.0	42.0	27.7	25	25	25
					GKWPL3232-H	170.0	-	34.7	32	32	32
GBVR-VGW6-6T14	●	VGW6218	14.2		GKWPL2020-H	124.9	45.9	23.1	20	20	20
		VGW6250			GKWPL2525-H	150.0	42.0	28.1	25	25	25
					GKWPL3232-H	170.0	-	35.1	32	32	32
GBVR-VGW6-6T19	●	VGW6250	19.0		GKWPL2020-H	130.0	51.0	23.0	20	20	20
		VGW6281			GKWPL2525-H	155.0	47.0	28.0	25	25	25
					GKWPL3232-H	175.0	-	35.0	32	32	32
GBVR-VGW8-8T19	●	VGW8312	19.0		GKWPL2020-H	135.1	56.1	23.9	20	20	20
		VGW8344			GKWPL2525-H	160.1	52.1	28.9	25	25	25
					GKWPL3232-H	180.1	-	35.9	32	32	32
GBVR-VGW8-8T28	●	VGW8344	28.5		GKWPL2020-H	137.6	58.6	23.7	20	20	20
		VGW8375			GKWPL2525-H	162.7	54.7	28.7	25	25	25
					GKWPL3232-H	182.7	-	35.7	32	32	32

※Insert clamp screw : GBVR/L-VGW4/6 → CS0515 , GBVR/L-VGW8 → CS0615

OD Grooving SCRUM DUO BLADE

VGW.. series/Toolholders

GTWP-H Straight style toolholder



● Diagram shows right-hand tool


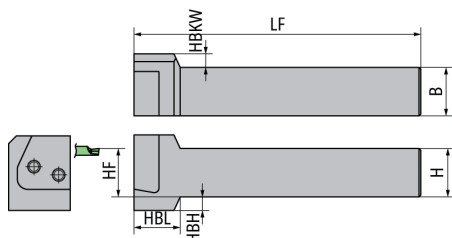
EDP	Item Number	Stock	Hand	B mm	H mm	HBH mm	HBL mm	HF mm	LF mm	WF mm	Insert Gage
5923784	GTWPR2020-H	●	R	20	20	8	28.5	20	107.5	9	GWPFM../VGW../RCGX../RPGX..
5923800	GTWPR2525-H	●	R	25	25	7	24.5	25	132.5	14	GWPFM../VGW../RCGX../RPGX..
5963657	GTWPR3232-H	●	R	32	32	-	-	32	152.5	21	GWPFM../VGW../RCGX../RPGX..
5923792	GTWPL2020-H	●	L	20	20	8	28.5	20	107.5	9	GWPFM../VGW../RCGX../RPGX..
5923818	GTWPL2525-H	●	L	25	25	7	24.5	25	132.5	14	GWPFM../VGW../RCGX../RPGX..
5963673	GTWPL3232-H	●	L	32	32	-	-	32	152.5	21	GWPFM../VGW../RCGX../RPGX..

Spare Parts

Item Number	Blade	Mounting screw	Wrench (for Mounting screw)
GTWPR2020-H	GBWPF..../GBRR-R../GBVR-VGW../GBI-VGW.R../GBO-VGW.R..	FSI28-6.0*18	LW-4
GTWPR2525-H	GBWPF..../GBRR-R../GBVR-VGW../GBI-VGW.R../GBO-VGW.R..	FSI28-6.0*18	LW-4
GTWPR3232-H	GBWPF..../GBRR-R../GBVR-VGW../GBI-VGW.R../GBO-VGW.R..	FSI28-6.0*18	LW-4
GTWPL2020-H	GBWPF..../GBRL-R../GBVL-VGW../GBI-VGW.L../GBO-VGW.L..	FSI28-6.0*18	LW-4
GTWPL2525-H	GBWPF..../GBRL-R../GBVL-VGW../GBI-VGW.L../GBO-VGW.L..	FSI28-6.0*18	LW-4
GTWPL3232-H	GBWPF..../GBRL-R../GBVL-VGW../GBI-VGW.L../GBO-VGW.L..	FSI28-6.0*18	LW-4

Grooving/
Side-Turning
L

GKWP-H L-style toolholder



● Diagram shows right-hand tool

EDP	Item Number	Stock	Hand	B mm	H mm	HBH mm	HBKW mm	HBL mm	HF mm	LF mm	Insert Gage
5923826	GKWPR2020-H	●	R	20	20	8	12	24	20	124	GWPFM../VGW../RCGX../RPGX..
5923842	GKWPR2525-H	●	R	25	25	7	7	24	25	149	GWPFM../VGW../RCGX../RPGX..
5963681	GKWPR3232-H	●	R	32	32	-	-	-	32	169	GWPFM../VGW../RCGX../RPGX..
5923834	GKWPL2020-H	●	L	20	20	8	12	24	20	124	GWPFM../VGW../RCGX../RPGX..
5923859	GKWPL2525-H	●	L	25	25	7	7	24	25	149	GWPFM../VGW../RCGX../RPGX..
5963699	GKWPL3232-H	●	L	32	32	-	-	-	32	169	GWPFM../VGW../RCGX../RPGX..

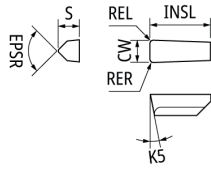
Spare Parts

Item Number	Blade	Mounting screw	Wrench (for Mounting screw)
GKWPR2020-H	GBWPF..../GBRL-R../GBVL-VGW../GBI-VGW.L../GBO-VGW.L..	FSI28-6.0*18	LW-4
GKWPR2525-H	GBWPF..../GBRL-R../GBVL-VGW../GBI-VGW.L../GBO-VGW.L..	FSI28-6.0*18	LW-4
GKWPR3232-H	GBWPF..../GBRL-R../GBVL-VGW../GBI-VGW.L../GBO-VGW.L..	FSI28-6.0*18	LW-4
GKWPL2020-H	GBWPF..../GBRR-R../GBVR-VGW../GBI-VGW.R../GBO-VGW.R..	FSI28-6.0*18	LW-4
GKWPL2525-H	GBWPF..../GBRR-R../GBVR-VGW../GBI-VGW.R../GBO-VGW.R..	FSI28-6.0*18	LW-4
GKWPL3232-H	GBWPF..../GBRR-R../GBVR-VGW../GBI-VGW.R../GBO-VGW.R..	FSI28-6.0*18	LW-4

OD Grooving SCRUM DUO BLADE


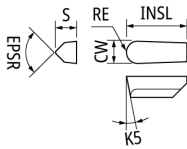
VGW.. series/Inserts BIDEMICS / Ceramics

VGW



Item Number	CECC	Hand	Chip-breaker	CW	EPSR	INSL	K5	REL	RER	S	BIDEMICS		Whisker Ceramics	
				mm	°	mm	°	mm	mm	mm	JX1	JX3	WA1	WA5
VGW4125-1E004	E004	N	No	3.18	90	12.7	11	0.4	0.4	4.51	●	●		
VGW4125-2E004	E004	N	No	3.18	90	12.7	11	0.8	0.8	4.51	●	●		
VGW4125-2EX0001	EX0001	N	No	3.18	90	12.7	11	0.8	0.8	4.51			●	●
VGW4156-1E004	E004	N	No	3.96	90	12.7	11	0.4	0.4	4.51	●	●		
VGW4156-2E004	E004	N	No	3.96	90	12.7	11	0.8	0.8	4.51	●	●		
VGW4156-2EX0001	EX0001	N	No	3.96	90	12.7	11	0.8	0.8	4.51			●	●
VGW4187-1E004	E004	N	No	4.75	90	12.7	11	0.4	0.4	4.51	●	●		
VGW4187-2E004	E004	N	No	4.75	90	12.7	11	0.8	0.8	4.51	●	●		
VGW4187-2EX0001	EX0001	N	No	4.75	90	12.7	11	0.8	0.8	4.51			●	●
VGW6250-1E004	E004	N	No	6.35	90	19.05	11	0.4	0.4	6.05	●	●		
VGW6250-2E004	E004	N	No	6.35	90	19.05	11	0.8	0.8	6.05	●	●		
VGW6250-2EX0001	EX0001	N	No	6.35	90	19.05	11	0.8	0.8	6.05			●	●
VGW6250-3E004	E004	N	No	6.35	90	19.05	11	1.2	1.2	6.05	●	●		
VGW6281-4E004	E004	N	No	7.137	90	19.05	11	1.6	1.6	6.05				
VGW6281-4T00520	T00520	N	No	7.137	90	19.05	11	1.6	1.6	6.05				
VGW8375-2EX0001	EX0001	N	No	9.525	90	25.4	11	0.8	0.8	8.31			●	●

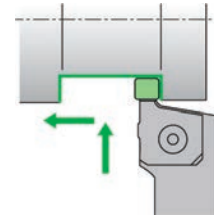
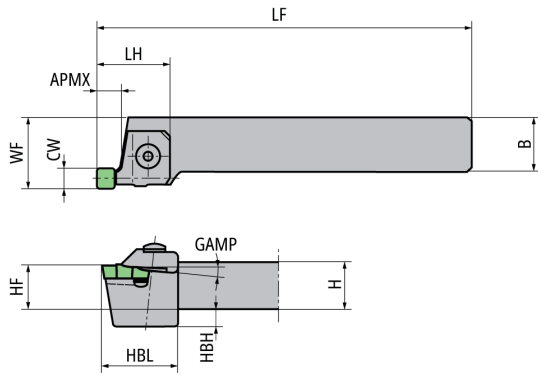
VGW-R Full Radius style



Item Number	CECC	Hand	Chip-breaker	CW	EPSR	INSL	K5	RE	S	BIDEMICS		Whisker Ceramics	
				mm	°	mm	°	mm	mm	JX1	JX3	WA1	WA5
VGW4125-RE004	E004	N	No	3.18	90	12.7	11	1.59	4.51	●	●		
VGW4125-REX0001	EX0001	N	No	3.18	90	12.7	11	1.59	4.51			●	●
VGW4156-RE004	E004	N	No	3.96	90	12.7	11	1.98	4.51	●	●		
VGW4156-REX0001	EX0001	N	No	3.96	90	12.7	11	1.98	4.51			●	●
VGW4187-RE004	E004	N	No	4.75	90	12.7	11	2.375	4.51	●	●		
VGW4187-REX0001	EX0001	N	No	4.75	90	12.7	11	2.375	4.51			●	●
VGW6250-REX0001	EX0001	N	No	6.35	90	19.05	11	3.175	6.05			●	●
VGW6281-REX0001	EX0001	N	No	7.137	90	19.05	11	3.569	6.05				
VGW8344-REX0001	EX0001	N	No	8.738	90	25.4	11	4.369	8.31				
VGW8375-REX0001	EX0001	N	No	9.525	90	25.4	11	4.763	8.31				●

OD Grooving GEV / GTV.. series/Toolholders

GTV



● Diagram shows right-hand tool

EDP	Item Number	Stock	Hand	APMX mm	B mm	CW mm	GMAP °	H mm	HBH mm	HBL mm	HF mm	LF mm	LH mm	WF mm	Insert	Gage
5765920	GTVR16-3N	●	R	11	16	3-3.5	6	16	9	25	16	100	25	20	GEV..	-
5657739	GTVR16-4N	●	R	11	16	4-5.9	6	16	9	25	16	100	25	20	GEV..	GTV..
5778980	GTVR20-3N	●	R	11	20	3-3.5	6	20	-	-	20	125	32	25	GEV..	-
5657754	GTVR20-4N	●	R	11	20	4-5.9	6	20	-	-	20	125	32	25	GEV..	GTV..
5657796	GTVR20-6	●	R	11	20	6-7.9	6	20	-	-	20	125	32	25	GEV..	GTV..
5657812	GTVR20-8	●	R	11	20	8-9	6	20	-	-	20	125	32	25	GEV..	GTV..
5801667	GTVR25-3N	●	R	11	25	3-3.5	6	25	-	-	25	150	32	30	GEV..	-
5657770	GTVR25-4N	●	R	11	25	4-5.9	6	25	-	-	25	150	32	30	GEV..	GTV..
5609193	GTVR25-6	●	R	11	25	6-7.9	6	25	-	-	25	150	32	30	GEV..	GTV..
5657697	GTVR25-8	●	R	11	25	8-9	6	25	-	-	25	150	32	30	GEV..	GTV..
5657747	GTVL16-4N	●	L	11	16	4-5.9	6	16	9	25	16	100	25	20	GEV..	GTV..
5657762	GTVL20-4N	●	L	11	20	4-5.9	6	20	-	-	20	125	32	25	GEV..	GTV..
5657804	GTVL20-6	●	L	11	20	6-7.9	6	20	-	-	20	125	32	25	GEV..	GTV..
5801675	GTVL25-3N	●	L	11	25	3-3.5	6	25	-	-	25	150	32	30	GEV..	-
5657788	GTVL25-4N	●	L	11	25	4-5.9	6	25	-	-	25	150	32	30	GEV..	GTV..
5611397	GTVL25-6	●	L	11	25	6-7.9	6	25	-	-	25	150	32	30	GEV..	GTV..
5657705	GTVL25-8	●	L	11	25	8-9	6	25	-	-	25	150	32	30	GEV..	GTV..

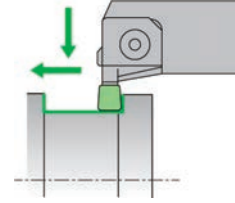
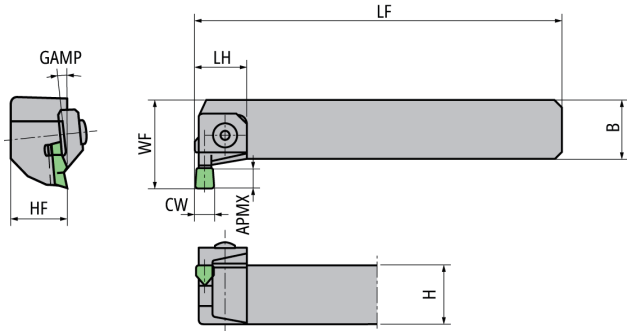
Grooving/
Side-turning

Spare Parts

Item Number	Clamp	Clamp screw	Spring	Wrench (for Clamp screw)
GTVR16-3N	CVR3SN	AOB-5C	ASG-5	LW-3
GTVR16-4N	CVR4SN	AOB-5C	ASG-5	LW-3
GTVR20-3N	CVR3N	AOB-6C	ASG-6	LW-4
GTVR20-4N	CVR4N	AOB-6C	ASG-6	LW-4
GTVR20-6	CVR6	AOB-6C	ASG-6	LW-4
GTVR20-8	CVR8	AOB-6C	ASG-6	LW-4
GTVR25-3N	CVR3N	AOB-6C	ASG-6	LW-4
GTVR25-4N	CVR4N	AOB-6C	ASG-6	LW-4
GTVR25-6	CVR6	AOB-6C	ASG-6	LW-4
GTVR25-8	CVR8	AOB-6C	ASG-6	LW-4
GTVL16-4N	CVL4SN	AOB-5C	ASG-5	LW-3
GTVL20-4N	CVL4N	AOB-6C	ASG-6	LW-4
GTVL20-6	CVL6	AOB-6C	ASG-6	LW-4
GTVL25-3N	CVL3N	AOB-6C	ASG-6	LW-4
GTVL25-4N	CVL4N	AOB-6C	ASG-6	LW-4
GTVL25-6	CVL6	AOB-6C	ASG-6	LW-4
GTVL25-8	CVL8	AOB-6C	ASG-6	LW-4

OD Grooving GEV / GTV.. series/Toolholders

GKV



● Diagram shows right-hand tool

EDP	Item Number	Stock	Hand	APMX mm	B mm	CW mm	GMAP °	H mm	HF mm	LF mm	LH mm	WF mm	Insert	Gage
5657820	GKVR20-4N	●	R	11	20	4-5.9	6	20	20	125	32	33	GEV..	GTV..
5657861	GKVR20-6	●	R	11	20	6-7.9	6	20	20	125	32	33	GEV..	GTV..
5657846	GKVR25-4N	●	R	11	25	4-5.9	6	25	25	150	32	38	GEV..	GTV..
5657713	GKVR25-6	●	R	11	25	6-7.9	6	25	25	150	32	38	GEV..	GTV..
5657838	GKVL20-4N	●	L	11	20	4-5.9	6	20	20	125	32	33	GEV..	GTV..
5657853	GKVL25-4N	●	L	11	25	4-5.9	6	25	25	150	32	38	GEV..	GTV..
5657721	GKVL25-6	●	L	11	25	6-7.9	6	25	25	150	32	38	GEV..	GTV..

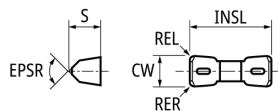
Spare Parts

Item Number	Clamp	Clamp screw	Spring	Wrench (for Clamp screw)
GKVR20-4N	CVR4N	AOB-6C	ASG-6	LW-4
GKVR20-6	CVR6	AOB-6C	ASG-6	LW-4
GKVR25-4N	CVR4N	AOB-6C	ASG-6	LW-4
GKVR25-6	CVR6	AOB-6C	ASG-6	LW-4
GKVL20-4N	CVL4N	AOB-6C	ASG-6	LW-4
GKVL25-4N	CVL4N	AOB-6C	ASG-6	LW-4
GKVL25-6	CVL6	AOB-6C	ASG-6	LW-4

OD Grooving

GEV / GTV.. series/Insert Carbide


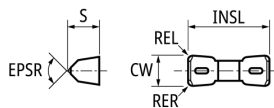
GEV



Item Number	Hand	Chip-breaker	CW	EPSR	INSL	REL	RER	S	Carbide
			mm	°	mm	mm	mm	mm	mm
GEV300N	N	Yes	3	90	20	0.2	0.2	5.2	●
GEV300N04	N	Yes	3	90	20	0.4	0.4	5.2	●
GEV350N04	N	Yes	3.5	90	20	0.4	0.4	5.2	●
GEV400N	N	Yes	4	90	20	0.2	0.2	8.5	●
GEV400N04	N	Yes	4	90	20	0.4	0.4	8.5	●
GEV450N04	N	Yes	4.5	90	20	0.4	0.4	8.5	●
GEV500N	N	Yes	5	90	20	0.2	0.2	8.5	●
GEV500N04	N	Yes	5	90	20	0.4	0.4	8.5	●
GEV550N04	N	Yes	5.5	90	20	0.4	0.4	8.5	●
GEV600N	N	Yes	6	90	20	0.2	0.2	8.5	●
GEV600N04	N	Yes	6	90	20	0.4	0.4	8.5	●
GEV650N04	N	Yes	6.5	90	20	0.4	0.4	8.5	●
GEV700N04	N	Yes	7	90	20	0.4	0.4	8.5	●
GEV750N04	N	Yes	7.5	90	20	0.4	0.4	8.5	●
GEV800N04	N	Yes	8	90	20	0.4	0.4	8.5	●

GTV

No.1



No.2

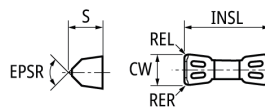


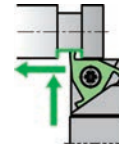
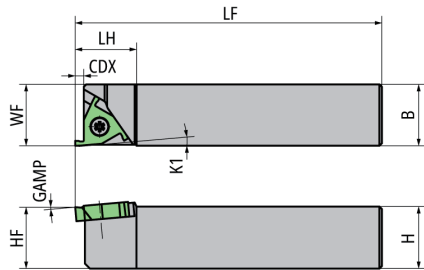
Figure	Item Number	Hand	Chip-breaker	CW	EPSR	INSL	REL	RER	S	Carbide
				mm	°	mm	mm	mm	mm	mm
1	GTV400N	N	Yes	4	90	20	0.15	0.15	8.5	●
1	GTV400N04	N	Yes	4	90	20	0.4	0.4	8.5	●
2	GTV600N	N	Yes	6	90	20	0.15	0.15	8.5	●
2	GTV600N04	N	Yes	6	90	20	0.4	0.4	8.5	●

Grooving/
Side-Turning

OD Grooving

TWG.. series/Toolholders

TWG



● Diagram shows right-hand tool

EDP	Item Number	Stock	Hand	B mm	CDX mm	GMAP °	H mm	HF mm	K1 °	LF mm	LH mm	WF mm	Insert Gage
5794649	TWGR2012X	■	R	20	3.5	5	12	12	5	120	25	20	TWG..
5859350	TWGR2016X	■	R	20	3.5	5	16	16	5	120	25	20	TWG..
5714332	TWGR2020K	■	R	20	3.5	5	20	20	5	125	25	20	TWG..
5714233	TWGR2525K	■	R	25	3.5	5	25	25	5	125	25	25	TWG..
5720511	TWGL2020K	■	L	20	3.5	5	20	20	5	125	25	20	TWG..
5720503	TWGL2525K	■	L	25	3.5	5	25	25	5	125	25	25	TWG..

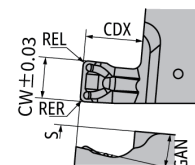
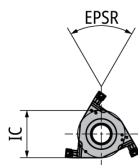
Spare Parts

Item Number	Clamp screw	Wrench (for Clamp screw)
TWGR2012X	FSS25-5.0*10	LLR-20S
TWGR2016X	FSS10-5.0*14	LLR-20S
TWGR2020K	FSS10-5.0*14	RLR-20S
TWGR2525K	FSS10-5.0*14	RLR-20S
TWGL2020K	FSS10-5.0*14	RLR-20S
TWGL2525K	FSS10-5.0*14	RLR-20S

Grooving/
Side-Turning

TWG.. series/Insert Carbide

TWG



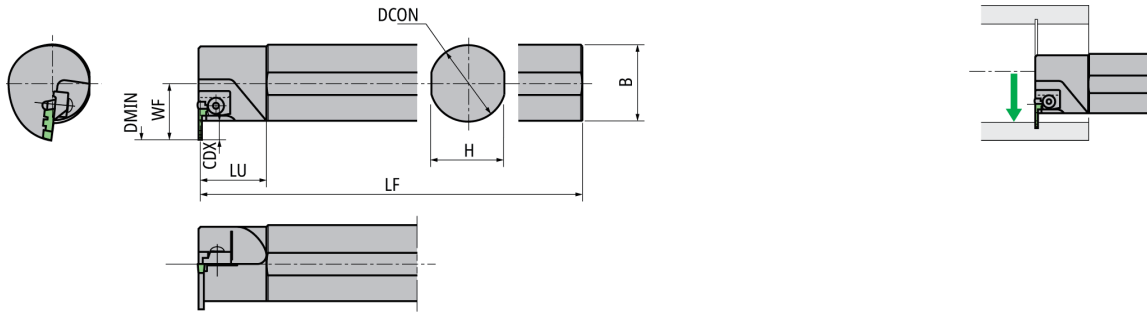
● Diagram shows right-hand tool

Item Number	Hand	Chip-breaker	APMX	CDX	CW	EPSR	GAN	IC	REL	RER	S	Carbide PVD
			mm	mm	mm	°	°	mm	mm	mm	mm	TM1
TWG20R005	R	Yes	3	(3.5)	2	60	8	14	0.05	0.05	7	■
TWG20R020	R	Yes	3	(3.5)	2	60	8	14	0.2	0.2	7	■
TWG25R010	R	Yes	3	(3.5)	2.5	60	8	14	0.1	0.1	7	■
TWG25R030	R	Yes	3	(3.5)	2.5	60	8	14	0.3	0.3	7	■
TWG30R010	R	Yes	3	(3.5)	3	60	8	14	0.1	0.1	7	■
TWG30R030	R	Yes	3	(3.5)	3	60	8	14	0.3	0.3	7	■
TWG20L005	L	Yes	3	(3.5)	2	60	8	14	0.05	0.05	7	■
TWG20L020	L	Yes	3	(3.5)	2	60	8	14	0.2	0.2	7	■
TWG25L010	L	Yes	3	(3.5)	2.5	60	8	14	0.1	0.1	7	■
TWG25L030	L	Yes	3	(3.5)	2.5	60	8	14	0.3	0.3	7	■
TWG30L010	L	Yes	3	(3.5)	3	60	8	14	0.1	0.1	7	■
TWG30L030	L	Yes	3	(3.5)	3	60	8	14	0.3	0.3	7	■

ID Grooving

GEV.. series/Toolholders

GKV-3



● Diagram shows right-hand tool

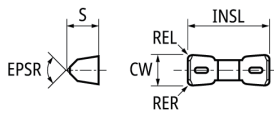
EDP	Item Number	Stock	Hand	DMIN mm	APMX mm	B mm	CDX mm	DCON mm	H mm	LF mm	LU mm	WF mm	Insert Gage
5255567	GKVR3230-3	●	R	30	5.5	31	6	32	30	200	50	21	GEV..
5255559	GKVR3240-3	●	R	40	7.5	31	8	32	30	250	50	23	GEV..
5255542	GKVR4055-3	●	R	55	9.5	39	10	40	38	300	35	29	GEV..

Spare Parts

Item Number	Clamp	Clamp screw	Spring	Wrench (for Clamp screw)
GKVR3230-3	CVL3SN	AOB-5C	ASG-5	LW-3
GKVR3240-3	CVL3SN	AOB-5C	ASG-5	LW-3
GKVR4055-3	CVL3SN	AOB-5C	ASG-5	LW-3

GEV.. series/Insert Carbide

GEV

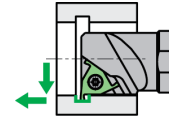
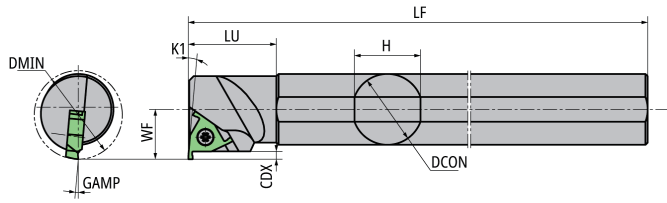


Item Number	Hand	Chip-breaker	CW	EPSR	INSL	REL	RER	S	Carbide
			mm	°	mm	mm	mm	mm	PVD QM3
GEV300N	N	Yes	3	90	20	0.2	0.2	5.2	●
GEV300N04	N	Yes	3	90	20	0.4	0.4	5.2	●
GEV350N04	N	Yes	3.5	90	20	0.4	0.4	5.2	●

ID Grooving

TWG.. series/Toolholders

S-TWG



● Diagram shows right-hand tool
NOTE: Use a left-handed (L) insert.

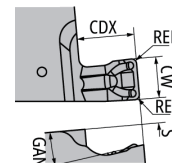
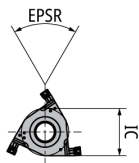
EDP	Item Number	Stock	Hand	DMIN mm	CDX mm	DCON mm	GMAP °	H mm	K1 °	LF mm	LU mm	WF mm	Insert Gage
5722541	S32S-TWGR38	■	R	38	3.5	32	5	30	5	250	40	20.5	TWG..
5722533	S40T-TWGR46	■	R	46	3.5	40	5	38	5	300	40	24.5	TWG..

Spare Parts

Item Number	Clamp screw	Wrench (for Clamp screw)
S32S-TWGR38	FSS10-5.0*14	RLR-20S
S40T-TWGR46	FSS10-5.0*14	RLR-20S

TWG.. series/Insert Carbide

TWG



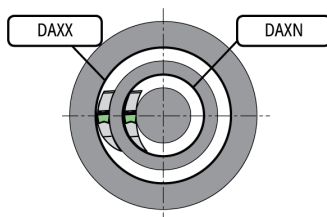
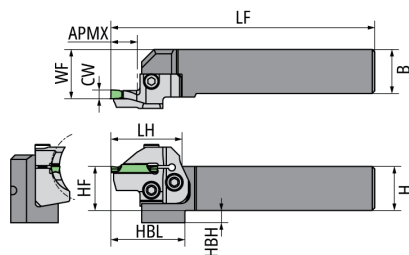
● Diagram shows left-hand tool

Item Number	Hand	Chip-breaker	APMX	CDX	CW	EPSR	GAN	IC	REL	RER	S	Carbide PVD TM1
			mm	mm	mm	°	°	mm	mm	mm	mm	
TWG20L005	L	Yes	3	(3.5)	2	60	8	14	0.05	0.05	7	■
TWG20L020	L	Yes	3	(3.5)	2	60	8	14	0.2	0.2	7	■
TWG25L010	L	Yes	3	(3.5)	2.5	60	8	14	0.1	0.1	7	■
TWG25L030	L	Yes	3	(3.5)	2.5	60	8	14	0.3	0.3	7	■
TWG30L010	L	Yes	3	(3.5)	3	60	8	14	0.1	0.1	7	■
TWG30L030	L	Yes	3	(3.5)	3	60	8	14	0.3	0.3	7	■

Face Grooving SCRUM DUO BLADE

GWPFM.. series/For straight style toolholder

GTWPR

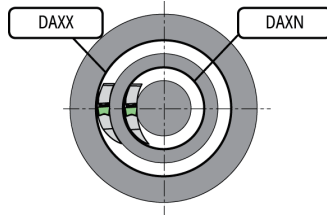
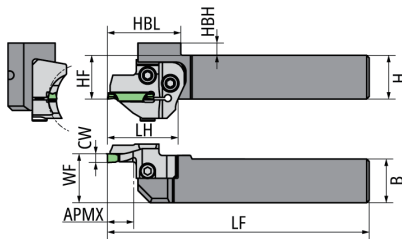


● Diagram shows right-hand tool

Holder	Width (mm)		Face grooving OD		Max grooving depth (mm)	Blade number	Insert	Dimensions (mm)																
	CW		Min DAXN	Max DAXX				APMX	H	B	LF	LH	HF	W	HBL	HBH								
GTWPR2020-H	3.0		29	35	13	GBWPFR-3T13-029035	GWPFM300	20	20	125	41	20	23	46	8									
			35	45	13	GBWPFR-3T13-035045																		
			45	60	15	GBWPFR-3T15-045060																		
			60	100	15	GBWPFR-3T15-060100																		
		100	250	15	GBWPFR-3T15-100250																			
	4.0		30	40	15	GBWPFR-4T15-030040	GWPFM400	20	20	125	41	20	23	46	8									
			40	60	15	GBWPFR-4T15-040060																		
			60	120	15	GBWPFR-4T15-060120																		
			120	300	15	GBWPFR-4T15-120300																		
	5.0		30	50	15	GBWPFR-5T15-030050	GWPFM500	20	20	125	41	20	23	46	8									
			50	120	15	GBWPFR-5T15-050120																		
			120	∞	15	GBWPFR-5T15-120999																		
		35	80	15	GBWPFR-6T15-035080																			
6.0		80	∞	15	GBWPFR-6T15-080999	GWPFM600	20	20	125	41	20	23	46	8										
		29	35	13	GBWPFR-3T13-029035																			
	3.0		35	45	13										GBWPFR-3T13-035045	GWPFM300	25	25	150	41	25	28	42	7
			45	60	15										GBWPFR-3T15-045060									
		60	100	15	GBWPFR-3T15-060100																			
		100	250	15	GBWPFR-3T15-100250																			
4.0		30	40	15	GBWPFR-4T15-030040	GWPFM400	25	25	150	41	25	28	42	7										
		40	60	15	GBWPFR-4T15-040060																			
		60	120	15	GBWPFR-4T15-060120																			
		120	300	15	GBWPFR-4T15-120300																			
5.0		30	50	15	GBWPFR-5T15-030050	GWPFM500	25	25	150	41	25	28	42	7										
		50	120	15	GBWPFR-5T15-050120																			
		120	∞	15	GBWPFR-5T15-120999																			
		35	80	15	GBWPFR-6T15-035080																			
6.0		80	∞	15	GBWPFR-6T15-080999	GWPFM600	25	25	150	41	25	28	42	7										
	3.0		29	35	13										GBWPFR-3T13-029035	GWPFM300	32	32	170	41	32	35	-	-
			35	45	13										GBWPFR-3T13-035045									
			45	60	15										GBWPFR-3T15-045060									
		60	100	15	GBWPFR-3T15-060100																			
4.0		100	250	15	GBWPFR-3T15-100250	GWPFM400	32	32	170	41	32	35	-	-										
		30	40	15	GBWPFR-4T15-030040																			
		40	60	15	GBWPFR-4T15-040060																			
		60	120	15	GBWPFR-4T15-060120																			
5.0		120	300	15	GBWPFR-4T15-120300	GWPFM500	32	32	170	41	32	35	-	-										
		30	50	15	GBWPFR-5T15-030050																			
		50	120	15	GBWPFR-5T15-050120																			
		120	∞	15	GBWPFR-5T15-120999																			
6.0		35	80	15	GBWPFR-6T15-035080	GWPFM600	32	32	170	41	32	35	-	-										
		80	∞	15	GBWPFR-6T15-080999																			

※Insert clamp screw : CS0515

GTWPL



Counter clockwise rotation(M3 command)



● Diagram shows left-hand tool

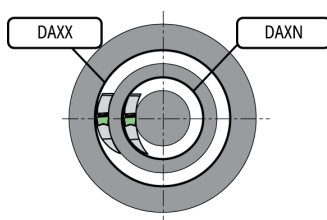
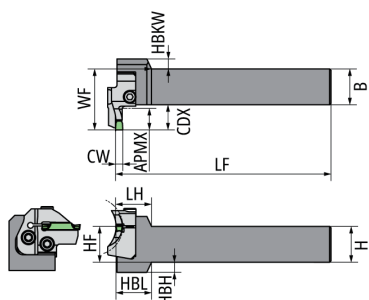
Holder	Width (mm)		Face grooving OD		Max grooving depth (mm)		Blade number	Insert	Dimensions (mm)							
	CW		Min DAXN	Max DAXX	APMX				H	B	LF	LH	HF	W	HBL	HBH
GTWPL2020-H	3.0		29	35	13		GBWPFL-3T13-029035	GWPFM300	20	20	125	41	20	23	46	8
			35	45	13		GBWPFL-3T13-035045									
			45	60	15		GBWPFL-3T15-045060									
			60	100	15		GBWPFL-3T15-060100									
			100	250	15		GBWPFL-3T15-100250									
	4.0		30	40	15		GBWPFL-4T15-030040	GWPFM400								
			40	60	15		GBWPFL-4T15-040060									
			60	120	15		GBWPFL-4T15-060120									
			120	300	15		GBWPFL-4T15-120300									
	5.0		30	50	15		GBWPFL-5T15-030050	GWPFM500								
			50	120	15		GBWPFL-5T15-050120									
	6.0		120	∞	15		GBWPFL-5T15-120999	GWPFM600								
		35	80	15		GBWPFL-6T15-035080										
GTWPL2525-H	3.0		29	35	13		GBWPFL-3T13-029035	GWPFM300	25	25	150	41	25	28	42	7
			35	45	13		GBWPFL-3T13-035045									
			45	60	15		GBWPFL-3T15-045060									
			60	100	15		GBWPFL-3T15-060100									
			100	250	15		GBWPFL-3T15-100250									
	4.0		30	40	15		GBWPFL-4T15-030040	GWPFM400								
			40	60	15		GBWPFL-4T15-040060									
			60	120	15		GBWPFL-4T15-060120									
			120	300	15		GBWPFL-4T15-120300									
	5.0		30	50	15		GBWPFL-5T15-030050	GWPFM500								
			50	120	15		GBWPFL-5T15-050120									
	6.0		120	∞	15		GBWPFL-5T15-120999	GWPFM600								
		35	80	15		GBWPFL-6T15-035080										
GTWPL3232-H	3.0		29	35	13		GBWPFL-3T13-029035	GWPFM300	32	32	170	41	32	35	-	-
			35	45	13		GBWPFL-3T13-035045									
			45	60	15		GBWPFL-3T15-045060									
			60	100	15		GBWPFL-3T15-060100									
			100	250	15		GBWPFL-3T15-100250									
	4.0		30	40	15		GBWPFL-4T15-030040	GWPFM400								
			40	60	15		GBWPFL-4T15-040060									
			60	120	15		GBWPFL-4T15-060120									
			120	300	15		GBWPFL-4T15-120300									
	5.0		30	50	15		GBWPFL-5T15-030050	GWPFM500								
			50	120	15		GBWPFL-5T15-050120									
	6.0		120	∞	15		GBWPFL-5T15-120999	GWPFM600								
		35	80	15		GBWPFL-6T15-035080										
6.0		80	∞	15		GBWPFL-6T15-080999	GWPFM600									
		80	∞	15		GBWPFL-6T15-080999										

※Insert clamp screw : CS0515

Face Grooving SCRUM DUO BLADE

GWPFM.. series/For L-style toolholder

GWKPR



Counter clockwise rotation(M3 command)

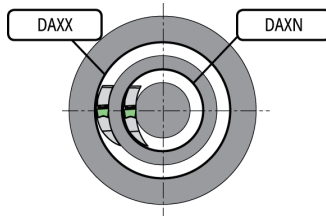
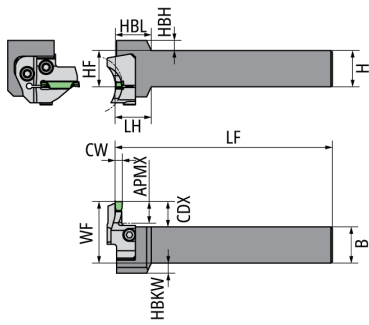


● Diagram shows right-hand tool

Holder	Width (mm) CW	Face grooving OD		Max grooving depth(mm) APMX	Blade number	Insert	Dimensions (mm)									
		Min DAXN	Max DAXX				H	B	CDX	LF	LH	HF	W	HBKW	HBL	HBH
GWKPR2020-H	3.0	29	35	13	GBWPFL-3T13-029035	GWPFM300	20	20	17.5	125	25	20	37.5	12	25	8
		35	45	13	GBWPFL-3T13-035045											
		45	60	15	GBWPFL-3T15-045060											
		60	100	15	GBWPFL-3T15-060100											
		100	250	15	GBWPFL-3T15-100250											
	4.0	30	40	15	GBWPFL-4T15-030040	GWPFM400	20	20	17.5	125	25	20	37.5	12	25	8
		40	60	15	GBWPFL-4T15-040060											
		60	120	15	GBWPFL-4T15-060120											
	5.0	120	300	15	GBWPFL-4T15-120300	GWPFM500	20	20	17.5	125	25	20	37.5	12	25	8
		30	50	15	GBWPFL-5T15-030050											
		50	120	15	GBWPFL-5T15-050120											
		120	∞	15	GBWPFL-5T15-120999											
6.0	35	80	15	GBWPFL-6T15-035080	GWPFM600	20	20	17.5	125	25	20	37.5	12	25	8	
	80	∞	15	GBWPFL-6T15-080999												
GWKPR2525-H	3.0	29	35	13	GBWPFL-3T13-029035	GWPFM300	25	25	17.5	150	25	25	42.5	7	25	7
		35	45	13	GBWPFL-3T13-035045											
		45	60	15	GBWPFL-3T15-045060											
		60	100	15	GBWPFL-3T15-060100											
		100	250	15	GBWPFL-3T15-100250											
	4.0	30	40	15	GBWPFL-4T15-030040	GWPFM400	25	25	17.5	150	25	25	42.5	7	25	7
		40	60	15	GBWPFL-4T15-040060											
		60	120	15	GBWPFL-4T15-060120											
	5.0	120	300	15	GBWPFL-4T15-120300	GWPFM500	25	25	17.5	150	25	25	42.5	7	25	7
		30	50	15	GBWPFL-5T15-030050											
		50	120	15	GBWPFL-5T15-050120											
		120	∞	15	GBWPFL-5T15-120999											
6.0	35	80	15	GBWPFL-6T15-035080	GWPFM600	25	25	17.5	150	25	25	42.5	7	25	7	
	80	∞	15	GBWPFL-6T15-080999												
GWKPR3232-H	3.0	29	35	13	GBWPFL-3T13-029035	GWPFM300	32	32	17.5	170	25	32	49.5	-	-	-
		35	45	13	GBWPFL-3T13-035045											
		45	60	15	GBWPFL-3T15-045060											
		60	100	15	GBWPFL-3T15-060100											
		100	250	15	GBWPFL-3T15-100250											
	4.0	30	40	15	GBWPFL-4T15-030040	GWPFM400	32	32	17.5	170	25	32	49.5	-	-	-
		40	60	15	GBWPFL-4T15-040060											
		60	120	15	GBWPFL-4T15-060120											
	5.0	120	300	15	GBWPFL-4T15-120300	GWPFM500	32	32	17.5	170	25	32	49.5	-	-	-
		30	50	15	GBWPFL-5T15-030050											
		50	120	15	GBWPFL-5T15-050120											
		120	∞	15	GBWPFL-5T15-120999											
6.0	35	80	15	GBWPFL-6T15-035080	GWPFM600	32	32	17.5	170	25	32	49.5	-	-	-	
	80	∞	15	GBWPFL-6T15-080999												

※Insert clamp screw : CS0515

GKWPL



● Diagram shows left-hand tool

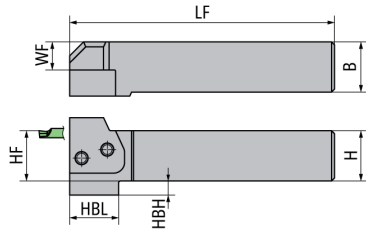
Holder	Width (mm) CW	Face grooving OD		Max grooving depth (mm) APMX	Blade number	Insert	Dimensions(mm)										
		Min DAXN	Max DAXX				H	B	CDX	LF	LH	HF	W	HBKW	HBL	HBH	
GKWPL2020-H	3.0		29	35	13	GBWPFR-3T13-029035	GWPFM300	20	20	17.5	125	25	20	37.5	12	25	8
			35	45	13	GBWPFR-3T13-035045											
			45	60	15	GBWPFR-3T15-045060											
			60	100	15	GBWPFR-3T15-060100											
			100	250	15	GBWPFR-3T15-100250											
	4.0		30	40	15	GBWPFR-4T15-030040	GWPFM400	20	20	17.5	125	25	20	37.5	12	25	8
			40	60	15	GBWPFR-4T15-040060											
			60	120	15	GBWPFR-4T15-060120											
			120	300	15	GBWPFR-4T15-120300											
		5.0		30	50	15											
	50		120	15	GBWPFR-5T15-050120												
	120		∞	15	GBWPFR-5T15-120999												
6.0		35	80	15	GBWPFR-6T15-035080	GWPFM600	20	20	17.5	125	25	20	37.5	12	25	8	
		80	∞	15	GBWPFR-6T15-080999												
GKWPL2525-H	3.0		29	35	13	GBWPFR-3T13-029035	GWPFM300	25	25	17.5	150	25	25	42.5	7	25	7
			35	45	13	GBWPFR-3T13-035045											
			45	60	15	GBWPFR-3T15-045060											
			60	100	15	GBWPFR-3T15-060100											
			100	250	15	GBWPFR-3T15-100250											
	4.0		30	40	15	GBWPFR-4T15-030040	GWPFM400	25	25	17.5	150	25	25	42.5	7	25	7
			40	60	15	GBWPFR-4T15-040060											
			60	120	15	GBWPFR-4T15-060120											
			120	300	15	GBWPFR-4T15-120300											
		5.0		30	50	15											
	50		120	15	GBWPFR-5T15-050120												
	120		∞	15	GBWPFR-5T15-120999												
6.0		35	80	15	GBWPFR-6T15-035080	GWPFM600	25	25	17.5	150	25	25	42.5	7	25	7	
		80	∞	15	GBWPFR-6T15-080999												
GKWPL3232-H	3.0		29	35	13	GBWPFR-3T13-029035	GWPFM300	32	32	17.5	170	25	32	49.5	-	-	-
			35	45	13	GBWPFR-3T13-035045											
			45	60	15	GBWPFR-3T15-045060											
			60	100	15	GBWPFR-3T15-060100											
			100	250	15	GBWPFR-3T15-100250											
	4.0		30	40	15	GBWPFR-4T15-030040	GWPFM400	32	32	17.5	170	25	32	49.5	-	-	-
			40	60	15	GBWPFR-4T15-040060											
			60	120	15	GBWPFR-4T15-060120											
			120	300	15	GBWPFR-4T15-120300											
		5.0		30	50	15											
	50		120	15	GBWPFR-5T15-050120												
	120		∞	15	GBWPFR-5T15-120999												
6.0		35	80	15	GBWPFR-6T15-035080	GWPFM600	32	32	17.5	170	25	32	49.5	-	-	-	
		80	∞	15	GBWPFR-6T15-080999												

※Insert clamp screw : CS0515

Face Grooving SCRUM DUO BLADE

GWPFM..

GTWP-H Straight style toolholder



● Diagram shows right-hand tool


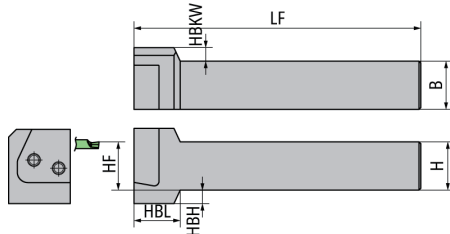
EDP	Item Number	Stock	Hand	B mm	H mm	HBH mm	HBL mm	HF mm	LF mm	WF mm	Insert Gage
5923784	GTWPR2020-H	●	R	20	20	8	28.5	20	107.5	9	GWPFM../VGW../RCGX../RPGX..
5923800	GTWPR2525-H	●	R	25	25	7	24.5	25	132.5	14	GWPFM../VGW../RCGX../RPGX..
5963657	GTWPR3232-H	●	R	32	32	-	-	32	152.5	21	GWPFM../VGW../RCGX../RPGX..
5923792	GTWPL2020-H	●	L	20	20	8	28.5	20	107.5	9	GWPFM../VGW../RCGX../RPGX..
5923818	GTWPL2525-H	●	L	25	25	7	24.5	25	132.5	14	GWPFM../VGW../RCGX../RPGX..
5963673	GTWPL3232-H	●	L	32	32	-	-	32	152.5	21	GWPFM../VGW../RCGX../RPGX..

Spare Parts

Item Number	Blade	Mounting screw	Wrench (for Mounting screw)
GTWPR2020-H	GBWPF..../GBRR-R../GBVR-VGW../GBI-VGW.R../GBO-VGW.R..	FSI28-6.0*18	LW-4
GTWPR2525-H	GBWPF..../GBRR-R../GBVR-VGW../GBI-VGW.R../GBO-VGW.R..	FSI28-6.0*18	LW-4
GTWPR3232-H	GBWPF..../GBRR-R../GBVR-VGW../GBI-VGW.R../GBO-VGW.R..	FSI28-6.0*18	LW-4
GTWPL2020-H	GBWPF..../GBRL-R../GBVL-VGW../GBI-VGW.L../GBO-VGW.L..	FSI28-6.0*18	LW-4
GTWPL2525-H	GBWPF..../GBRL-R../GBVL-VGW../GBI-VGW.L../GBO-VGW.L..	FSI28-6.0*18	LW-4
GTWPL3232-H	GBWPF..../GBRL-R../GBVL-VGW../GBI-VGW.L../GBO-VGW.L..	FSI28-6.0*18	LW-4

L
Grooving/
Side-Turning

GKWP-H L-style toolholder



● Diagram shows right-hand tool

EDP	Item Number	Stock	Hand	B mm	H mm	HBH mm	HBKW mm	HBL mm	HF mm	LF mm	Insert Gage
5923826	GKWPR2020-H	●	R	20	20	8	12	24	20	124	GWPFM../VGW../RCGX../RPGX..
5923842	GKWPR2525-H	●	R	25	25	7	7	24	25	149	GWPFM../VGW../RCGX../RPGX..
5963681	GKWPR3232-H	●	R	32	32	-	-	-	32	169	GWPFM../VGW../RCGX../RPGX..
5923834	GKWPL2020-H	●	L	20	20	8	12	24	20	124	GWPFM../VGW../RCGX../RPGX..
5923859	GKWPL2525-H	●	L	25	25	7	7	24	25	149	GWPFM../VGW../RCGX../RPGX..
5963699	GKWPL3232-H	●	L	32	32	-	-	-	32	169	GWPFM../VGW../RCGX../RPGX..

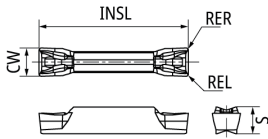
Spare Parts

Item Number	Blade	Mounting screw	Wrench (for Mounting screw)
GKWPR2020-H	GBWPF..../GBRL-R../GBVL-VGW../GBI-VGW.L../GBO-VGW.L..	FSI28-6.0*18	LW-4
GKWPR2525-H	GBWPF..../GBRL-R../GBVL-VGW../GBI-VGW.L../GBO-VGW.L..	FSI28-6.0*18	LW-4
GKWPR3232-H	GBWPF..../GBRL-R../GBVL-VGW../GBI-VGW.L../GBO-VGW.L..	FSI28-6.0*18	LW-4
GKWPL2020-H	GBWPF..../GBRR-R../GBVR-VGW../GBI-VGW.R../GBO-VGW.R..	FSI28-6.0*18	LW-4
GKWPL2525-H	GBWPF..../GBRR-R../GBVR-VGW../GBI-VGW.R../GBO-VGW.R..	FSI28-6.0*18	LW-4
GKWPL3232-H	GBWPF..../GBRR-R../GBVR-VGW../GBI-VGW.R../GBO-VGW.R..	FSI28-6.0*18	LW-4

Face Grooving SCRUM DUO BLADE

GWPFM.. series/Insert Carbide

GWPFM-GT

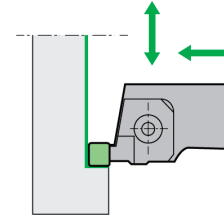
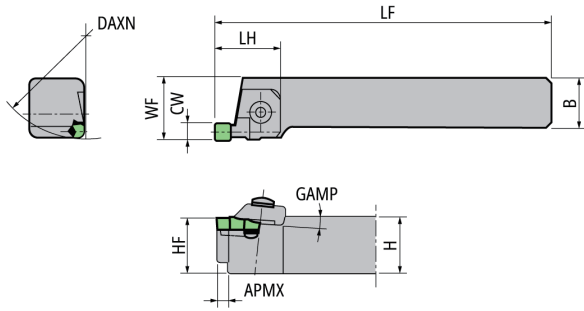


Item Number	Hand	Chip-breaker	CW	INSL	REL	RER	S	Carbide
			mm	mm	mm	mm	mm	PVD DM4
GWPFM300N02-GT	N	Yes	3	24.5	0.2	0.2	4.2	●
GWPFM300N04-GT	N	Yes	3	24.5	0.4	0.4	4.2	●
GWPFM400N04-GT	N	Yes	4	26.5	0.4	0.4	4.2	●
GWPFM400N08-GT	N	Yes	4	26.5	0.8	0.8	4.2	●
GWPFM500N04-GT	N	Yes	5	26.5	0.4	0.4	4.2	●
GWPFM500N08-GT	N	Yes	5	26.5	0.8	0.8	4.2	●
GWPFM600N04-GT	N	Yes	6	26.5	0.4	0.4	4.2	●
GWPFM600N08-GT	N	Yes	6	26.5	0.8	0.8	4.2	●

Face Grooving

GFV.. series/Toolholders

GFV



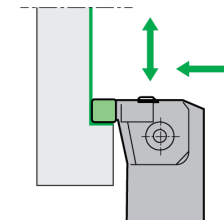
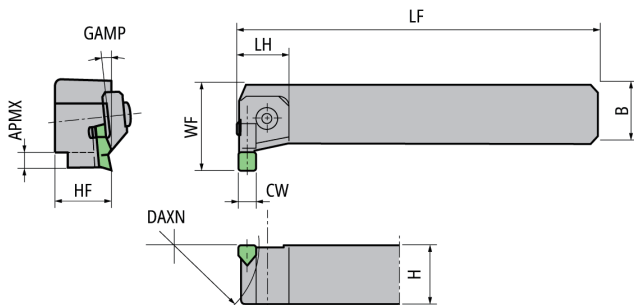
● Diagram shows right-hand tool

EDP	Item Number	Stock	Hand	DAXN mm	APMX mm	B mm	CW mm	GMAP °	H mm	HF mm	LF mm	LH mm	WF mm	Insert Gage
5657887	GFVR20-6	●	R	38	6	20	6	6	20	20	125	32	25	GFV..
5655220	GFVR25-6	●	R	38	6	25	6	6	25	25	150	32	30	GFV..
5657895	GFVL20-6	●	L	38	6	20	6	6	20	20	125	32	25	GFV..
5657903	GFVL25-6	●	L	38	6	25	6	6	25	25	150	32	30	GFV..

Spare Parts

Item Number	Clamp	Clamp screw	Spring	Wrench (for Clamp screw)
GFVR20-6	CVR6	AOB-6C	ASG-6	LW-4
GFVR25-6	CVR6	AOB-6C	ASG-6	LW-4
GFVL20-6	CVL6	AOB-6C	ASG-6	LW-4
GFVL25-6	CVL6	AOB-6C	ASG-6	LW-4

GSV



● Diagram shows right-hand tool

EDP	Item Number	Stock	Hand	DAXN mm	APMX mm	B mm	CW mm	GMAP °	H mm	HF mm	LF mm	LH mm	WF mm	Insert Gage
5657911	GSVR20-6	●	R	38	6	20	6	6	20	20	125	23.5	33	GFV..
5645965	GSVR25-6	●	R	38	6	25	6	6	25	25	150	23.5	38	GFV..
5657929	GSVL20-6	●	L	38	6	20	6	6	20	20	125	23.5	33	GFV..
5657937	GSVL25-6	●	L	38	6	25	6	6	25	25	150	23.5	38	GFV..

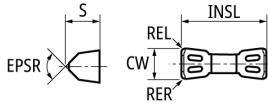
Spare Parts

Item Number	Clamp	Clamp screw	Spring	Wrench (for Clamp screw)
GSVR20-6	CVL6	AOB-6C	ASG-6	LW-4
GSVR25-6	CVL6	AOB-6C	ASG-6	LW-4
GSVL20-6	CVR6	AOB-6C	ASG-6	LW-4
GSVL25-6	CVR6	AOB-6C	ASG-6	LW-4

Face Grooving

GFV.. series/Insert Carbide

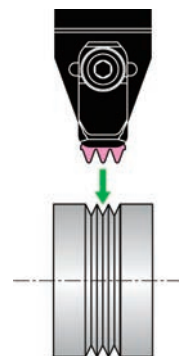
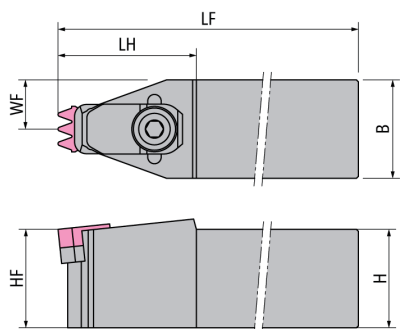
GFV-N



Item Number	Hand	Chip-breaker	CW	EPSR	INSL	REL	RER	S	Carbide PVD QM3
			mm	°	mm	mm	mm	mm	
GFV600N	N	Yes	6	90	20	0.15	0.15	5.2	●
GFV600N04	N	Yes	6	90	20	0.4	0.4	5.2	●

Machining Poly-V Pulley Profiles -3V- PTM.. series/Toolholders

POLY-V (3V)



EDP	Item Number	Stock	Hand	B mm	H mm	HF mm	LF mm	LH mm	WF mm	Insert Gage
-	POLY-V163	-	N	25.4	25.4	25.4	152.4	12.7	35.56	PTM33K30..

Spare Parts

Item Number	Clamp	Shim	Clamp screw	Thrust Plate
POLY-V163	2417-C	K3-C	1230-C	9414

PTM.. series/Inserts Ceramics

PTM33

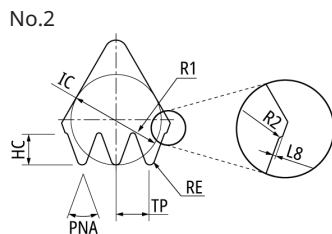
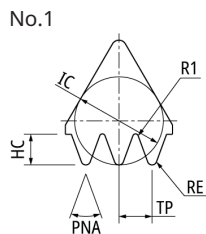
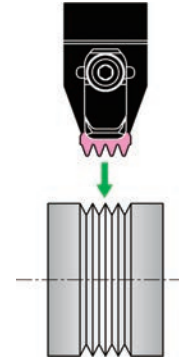
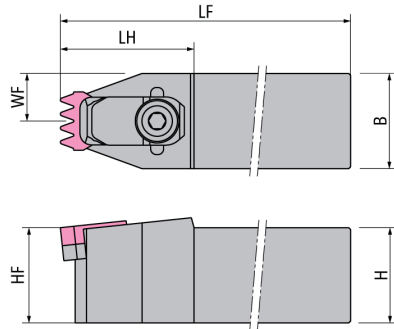


Figure	Item Number	CECC	Hand	Chip-breaker	EPSR	HC	IC	L8	PNA	R1	R2	RE	S	TP	Alumina Ceramics
					°	mm	mm	mm	°	mm	mm	mm	mm	mm	HW2
1	PTM33K305E004	E004	N	No	60	3.35	9.525	-	40	0.3	-	0.5	4.76	3.56	
1	PTM33K30504E004	E004	N	No	60	3.16	9.525	-	40	0.4	-	0.5	4.76	3.56	
2	PTM33K305NSE004	E004	N	No	60	3.35	9.525	0.2	40	0.3	0.3	0.5	4.76	3.56	
2	PTM33K30504NSE004	E004	N	No	60	3.16	9.525	0.2	40	0.4	0.4	0.5	4.76	3.56	

Machining Poly-V Pulley Profiles -4V- PTM.. series/Toolholders

POLY-V (4V)



EDP	Item Number	Stock	Hand	B mm	H mm	HF mm	LF mm	LH mm	WF mm	Insert Gage
-	POLY-V164	-	N	25.4	25.4	25.4	152.4	12.7	35.56	PTM43K40..

Spare Parts

Item Number	Clamp	Shim	Clamp screw	Thrust Plate
POLY-V164	2417-C	K4-C	1230-C	9414

Grooving/
Side-Turning

PTM.. series/Inserts Ceramics

PTM43

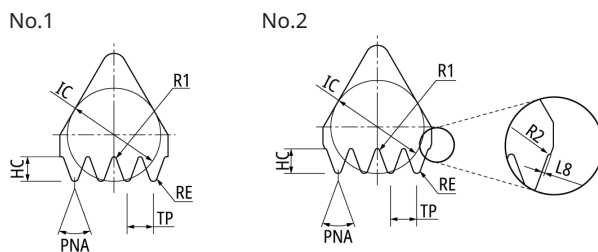
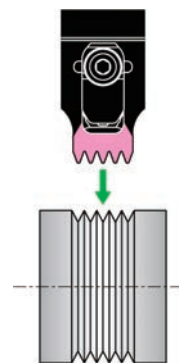
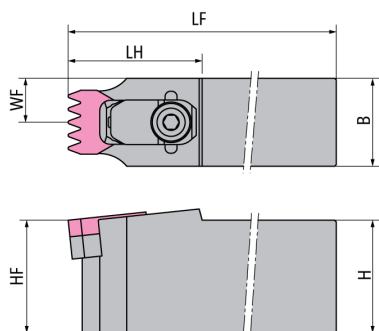


Figure	Item Number	CECC	Hand	Chip-breaker	EPSR °	HC mm	IC mm	L8 mm	PNA °	R1 mm	R2 mm	RE mm	S mm	TP mm	Alumina Ceramics HW2
1	PTM43K405E004	E004	N	No	60	3.35	12.7	-	40	0.3	-	0.5	4.76	3.56	
1	PTM43K40504E004	E004	N	No	60	3.16	12.7	-	40	0.4	-	0.5	4.76	3.56	
2	PTM43K405NSE004	E004	N	No	60	3.35	12.7	0.2	40	0.3	0.3	0.5	4.76	3.56	
2	PTM43K40504NSE004	E004	N	No	60	3.16	12.7	0.2	40	0.4	0.4	0.5	4.76	3.56	

Machining Poly-V Pulley Profiles -5V- PTM.. series/Toolholders

POLY-V (5V)



EDP	Item Number	Stock	Hand	B mm	H mm	HF mm	LF mm	LH mm	WF mm	Insert Gage
-	POLY-V205	-	N	31.75	31.75	31.75	177.8	15.875	38.1	PTM53K50..

Spare Parts

Item Number	Clamp	Shim	Clamp screw	Thrust Plate
POLY-V205	2417-C	K5-C	1230-C	9414

PTM.. series/Inserts Ceramics

PTM53K5

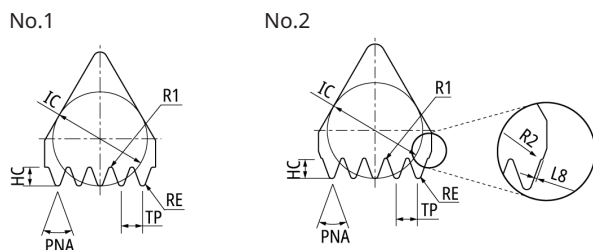
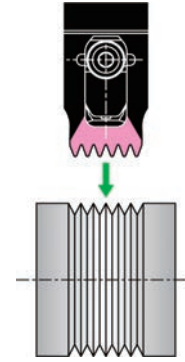
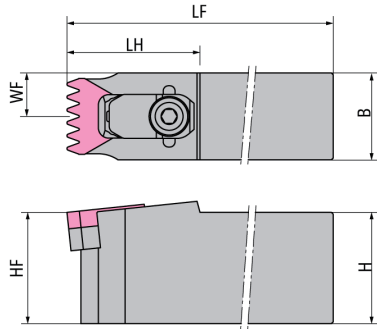


Figure	Item Number	CECC	Hand	Chip-breaker	EPSR °	HC mm	IC mm	L8 mm	PNA °	R1 mm	R2 mm	RE mm	S mm	TP mm	Alumina Ceramics HW2
1	PTM53K505E004	E004	N	No	60	3.35	15.875	-	40	0.3	-	0.5	4.76	3.56	
1	PTM53K50504E004	E004	N	No	60	3.16	15.875	-	40	0.4	-	0.5	4.76	3.56	
2	PTM53K505NSE004	E004	N	No	60	3.35	15.875	0.2	40	0.3	0.3	0.5	4.76	3.56	
2	PTM53K50504NSE004	E004	N	No	60	3.16	15.875	0.2	40	0.4	0.4	0.5	4.76	3.56	

Machining Poly-V Pulley Profiles -6V- PTM.. series/Toolholders

POLY-V (6V)



EDP	Item Number	Stock	Hand	B mm	H mm	HF mm	LF mm	LH mm	WF mm	Insert Gage
-	POLY-V206	-	N	31.75	31.75	31.75	177.8	15.875	38.1	PTM53K60..

Spare Parts

Item Number	Clamp	Shim	Clamp screw	Thrust Plate
POLY-V206	2417-C	K6-C	1230-C	9414

Grooving/
Side-Turning

PTM.. series/Inserts Ceramics

PTM53K6

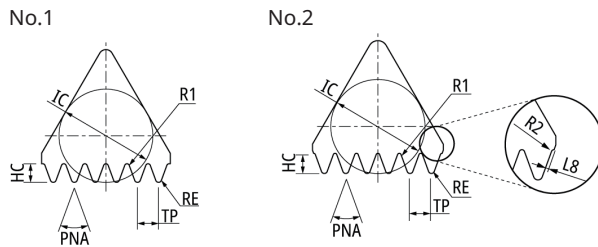


Figure	Item Number	CECC	Hand	Chip-breaker	EPSR °	HC mm	IC mm	L8 mm	PNA °	R1 mm	R2 mm	RE mm	S mm	TP mm	Alumina Ceramics HW2
1	PTM53K605E004	E004	N	No	60	3.35	15.875	-	40	0.3	-	0.5	4.76	3.56	
1	PTM53K60504E004	E004	N	No	60	3.16	15.875	-	40	0.4	-	0.5	4.76	3.56	
2	PTM53K605NSE004	E004	N	No	60	3.35	15.875	0.2	40	0.3	0.3	0.5	4.76	3.56	
2	PTM53K60504NSE004	E004	N	No	60	3.16	15.875	0.2	40	0.4	0.4	0.5	4.76	3.56	