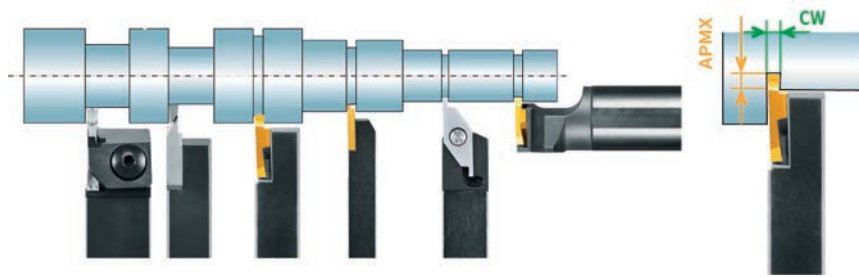








Grooving/Side-Turning







Product Lines	T02
Recommended Cutting Conditions	T04
General Information	T05
OD Grooving	
CSVG.. series	T06
GTPS.. series	T09
GTPA.. series	T10
GTMH(X)32.. series	T12
GTMT(A)43.. series	T23
GWPG(M).. series	T26
TWG.. series	T28
ID Grooving	
SBG.. series	T29
GTG.. series	T32
Face Grooving	
FGV_FBV.. series	T34
ID Face Grooving	
SFG.. series	T37





Product Lines

OD Grooving



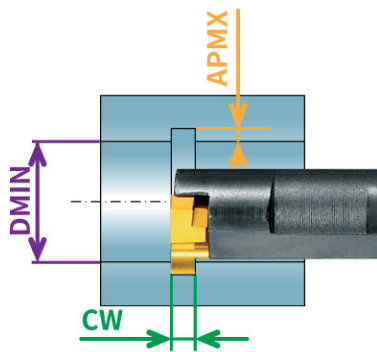
Insert	CSVG →T8	GTPS →T9	GTPA →T11			
	CSV	CTPS	GTPA	GTPA-OH	Y-GTPA	Y-GTPA-OH
Holder	 →T6	 →T9	 →T10	 →T10 Coolant through	 →T11 Y-axis	 →T10 Y-axis Coolant through
CW : Blade width	0.25 - 1.50mm	0.75 - 2.0mm	2.0 - 2.50mm			
APMX : Depth of cut	- 2.60mm	-2.50mm	-6.0mm			



Insert	GTMH32 / GTX32 →T19					
	GTT	GTT-OH3/OH2/OH	Y-GTT	Y-GTT-OH	DS-GTT	CH-GTT
Holder	 →T13	 →T12 Coolant through	 →T15 Y-axis	 →T15 Y-axis Coolant through	 →T16 DS	 →T16
CW: Blade width	0.3 - 3.0mm					
APMX : Depth of cut	-2.7mm					

Insert	GWPG(M) →T27	GTMA43 / GTMT43 →T23		TWG →T28
	GTWP	NGTN(B)	NGTA	TWG
Holder	 →T26	 →T23	 →T24	 →T28
CW : Blade width	0.3 - 5.9mm	1.45 - 5.5mm		2.0 - 3.0mm
APMX : Depth of cut	-9.0mm	4.50mm		-3.0mm

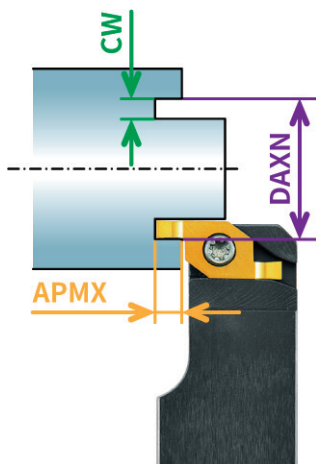
T Grooving / Side-Turning




ID Grooving



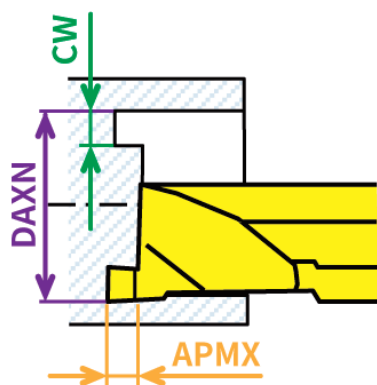
Insert	SBG →T31	GTG →T33
	NBH	S-BG / BG
Holder	 →T29	 →T32
CW : Blade width	0.5 - 2.0mm	0.5 - 2.0mm
APMX : Depth of cut	-2.0mm	-3.0mm
DMIN : Min. Bore Dia.	3/4/5/6/8mm	10/12/14/16/20/25mm


Face Grooving



Insert	FGV →T36		
		FBV →T36	
	FGV	DS-FGV	CH-FGV
Holder	 →T34	 →T35	 →T34
CW : Blade width		1.0 - 2.0mm	
APMX : Depth of cut	3.0mm	FGV: -3.0mm FBV: -4.0mm	
DAXN : Min. Bore Dia.		FGV: 6.0mm FBV: 8.0mm	

ID Face Grooving



Insert	SFG →T38
	NBH
Holder	 →T37
CW : Blade width	1.0 - 3.0mm
APMX : Depth of cut	-3.0mm
DAXN : Min. Bore Dia.	6/8 mm

Recommended Cutting Conditions

CSV / GTPS / GTMH / GTMX / SBG / GTG

Work Material		High Temperature Alloys	Titanium Alloys	Cobalt Chrome Alloys	Stainless Steels		Alloy Steels	Carbon Steels	
					Hard to cut	Free cutting			
Common Name		Inconel Hastelloy MP35N	Ti-6Al-4V	ASTM F-75	SUS304	SUS316 17-4PH	SUS303 SUS430F	SCr420 SCM435	S10C S45C
Grade	1st choice	DM4 / DT4			ST4 DM4	DM4 DT4	TM4	QM3	
	2nd choice	TM4 / QM3			QM3 / VM1		QM3	TM4 / DM4 / DT4	
Cutting Speed (m/min)		20 40 65	30 55 80		40 70 100	45 90 180	45 90 150		
Feed Rate (mm/rev) A. Grooving B. Side turning ※	Width 0.25~0.5	A. 0.005 - 0.03							
		B. 0.002 - 0.005							
	0.5~1.0	A. 0.05 - 0.06						A. 0.02 - 0.07	
		B. 0.005 - 0.01						B. 0.005 - 0.01	
	1.0~2.0	A. 0.03 - 0.07						A. 0.03 - 0.08	
		B. 0.02 - 0.05						B. 0.03 - 0.06	
> 2.0	A. 0.03 - 0.2								
		B. 0.03 - 0.06							

※When side turning, Max. DOC (Under 0.4mm width side turning impossible)

- MAX0.2mm CSV/GTPS
- MAX2.0mm GTMH/GTMX/GTMT/GTMA
- MAX0.1mm SBG/GTG

GWPG / GWPM / TWG

Work Material		High Temperature Alloys	Titanium Alloys	Cobalt Chrome Alloys	Stainless Steels		Alloy Steels	Carbon Steels	
					Hard to cut	Free cutting			
Common Name		Inconel Hastelloy MP35N	Ti-6Al-4V	ASTM F-75	SUS304 SUS316 17-4PH	SUS303 SUS430F	SCr420 SCM435	S10C S45C	
Grade	1st choice	QM3							
	2nd choice								
Cutting Speed (m/min)		20 40 65	30 55 80		40 70 100	45 90 180	45 90 150		
Feed Rate (mm/rev) A. Grooving B. Side turning *	Width 3.0~4.0	A. 0.05 - 0.15							
	4.0~5.0	A. 0.1 - 0.2						A. 0.1 - 0.25	
	> 5.0	A. 0.15 - 0.35						B. 0.15 - 0.3	

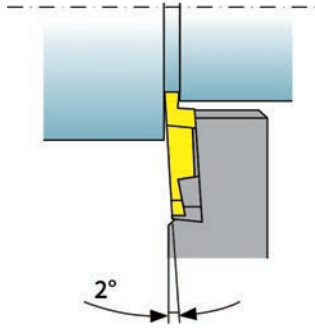
*Max DOC when side turning
Groove width x 0.5mm

GTPA

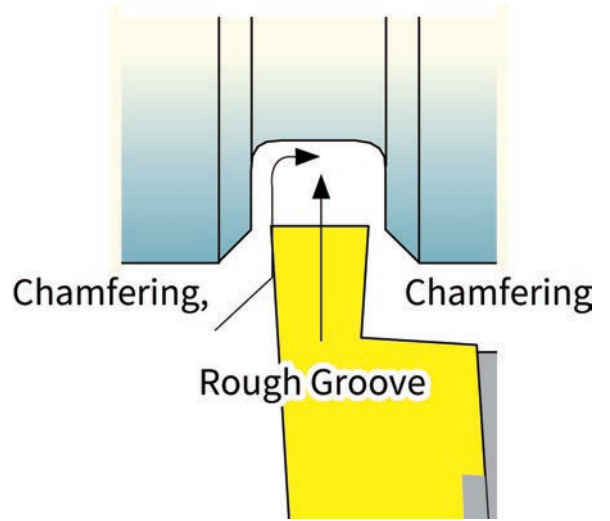
Work Material		Aluminum Alloy
Common Name		A5056 A6061
Grade	1st choice	PD1
	2nd choice	KM1
Cutting Speed (m/min)		PD1 100 200 300 KM1 50 100 200
Feed Rate (mm/rev) A. Grooving B. Side turning *		A. 0.05 - 0.2 B. 0.1 - 0.2

※Max DOC is 80% of width

General Information

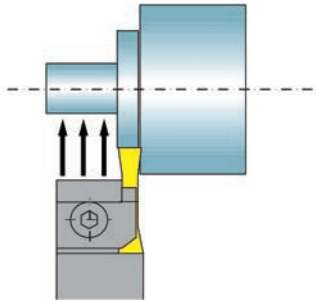


NTK GTMT / GTMH series can be used for uneven diameter grooving thanks to the 2 degree mounting angle designed on the toolholder

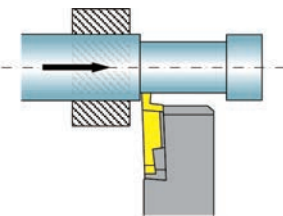


Chamfering and radius machining can be done after the rough grooving operation at the center of the groove

Rough Plunging for OD Turning

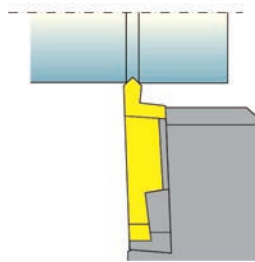


Side Turning



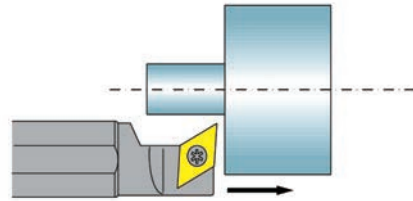
GTMX32□□□RT
GTMH32□□□RVT

90 Degree V-style

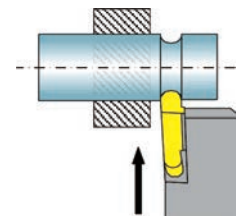


GTMX32V90R□□□

ISO insert on a DS Toolholder for finishing process

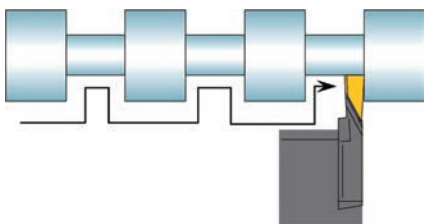


Full Radius

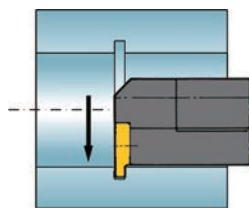


GTMH32□□□RE□□
GTMA43□□□R□□

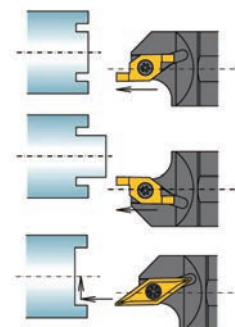
Spool Grooving



ID Grooving

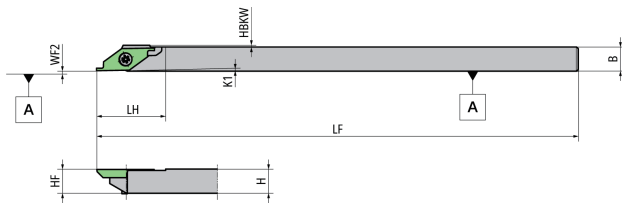


Face Grooving




OD Grooving CSVG.. series/Toolholder

CSV [91°] For Cam-style machine



● Diagram shows right-hand tool



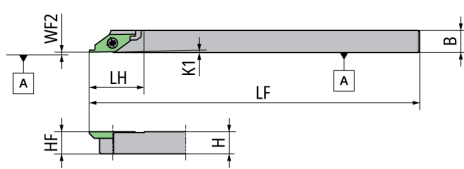
EDP	Item Number	Stock	Hand	B mm	H mm	HBKW mm	HF mm	K1 °	LF mm	LH mm	WF2 mm	Insert Gage
5303169	CSVR07	●	R	7	7	0.5	7	1	140	20	0.1	CSVF../CSVB../CSVG../CSVTL..
5492962	CSVR07GX	●	R	7	7	0.5	7	1	85	20	0.1	CSVF../CSVB../CSVG../CSVTL..
5303151	CSVR08	●	R	8	8	0	8	1	140	20	0.1	CSVF../CSVB../CSVG../CSVTL..
5492954	CSVR08GX	●	R	8	8	0	8	1	85	20	0.1	CSVF../CSVB../CSVG../CSVTL..
5303136	CSVR095	●	R	9.5	9.5	0	9.5	1	140	20	0.1	CSVF../CSVB../CSVG../CSVTL..
5303144	CSVR10	●	R	10	10	0	10	1	140	20	0.1	CSVF../CSVB../CSVG../CSVTL..
5327929	CSVR12	●	R	12	12	0	12	1	140	20	0.1	CSVF../CSVB../CSVG../CSVTL..
5474770	CSVR12GX	●	R	12	12	0	12	1	85	20	0.1	CSVF../CSVB../CSVG../CSVTL..
5303193	CSVL07	●	L	7	7	0.5	7	1	140	20	0.1	CSVF../CSVB../CSVG../CSVTL..
5303201	CSVL08	●	L	8	8	0	8	1	140	20	0.1	CSVF../CSVB../CSVG../CSVTL..
5303177	CSVL10	●	L	10	10	0	10	1	140	20	0.1	CSVF../CSVB../CSVG../CSVTL..

Spare Parts

Item Number	Clamp screw	Wrench (for Clamp screw)
CSVR07	LRIS-2.5*7	CLR-15S
CSVR07GX	LRIS-2.5*7	CLR-15S
CSVR08	LRIS-2.5*7	CLR-15S
CSVR08GX	LRIS-2.5*7	CLR-15S
CSVR095	LRIS-2.5*7	CLR-15S
CSVR10	LRIS-2.5*7	CLR-15S
CSVR12	LRIS-2.5*7	CLR-15S
CSVR12GX	LRIS-2.5*7	CLR-15S
CSVL07	LRIS-2.5*7	CLR-15S
CSVL08	LRIS-2.5*7	CLR-15S
CSVL10	LRIS-2.5*7	CLR-15S

Grooving/
Side-Turning
T

CSV-NC [91°] For Gang-style machine



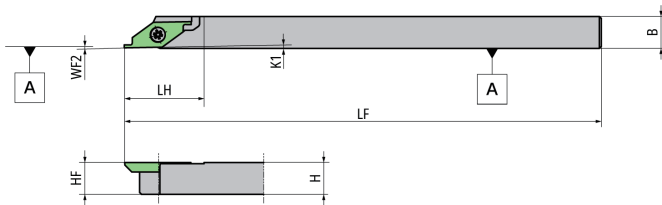
● Diagram shows right-hand tool

EDP	Item Number	Stock	Hand	B mm	H mm	HF mm	K1 °	LF mm	LH mm	WF2 mm	Insert Gage	
5514062	CSVR08NC	●	R	8	8	8	1	120	20	0.1	CSVF../CSVB../CSVC..	CSVG../CSVT..
5563010	CSVR10GXNC	●	R	10	10	10	1	85	20	0.1	CSVF../CSVB../CSVC..	CSVG../CSVT..
5477492	CSVR10NC	●	R	10	10	10	1	120	20	0.1	CSVF../CSVB../CSVC..	CSVG../CSVT..
5477534	CSVR12NC	●	R	12	12	12	1	120	20	0.1	CSVF../CSVB../CSVC..	CSVG../CSVT..
5514070	CSVL08NC	●	L	8	8	8	1	120	20	0.1	CSVF../CSVB../CSVC..	CSVG../CSVT..
5477542	CSVL10NC	●	L	10	10	10	1	120	20	0.1	CSVF../CSVB../CSVC..	CSVG../CSVT..
5477500	CSVL12NC	●	L	12	12	12	1	120	20	0.1	CSVF../CSVB../CSVC..	CSVG../CSVT..

Spare Parts

Item Number	Clamp screw	Wrench (for Clamp screw)
CSVR08NC	LRIS-2.5*7	CLR-15S
CSVR10GXNC	LRIS-2.5*7	CLR-15S
CSVR10NC	LRIS-2.5*7	CLR-15S
CSVR12NC	LRIS-2.5*7	CLR-15S
CSVL08NC	LRIS-2.5*7	CLR-15S
CSVL10NC	LRIS-2.5*7	CLR-15S
CSVL12NC	LRIS-2.5*7	CLR-15S

CSV-NC-F [91°] For Gang-style machine



● Diagram shows right-hand tool

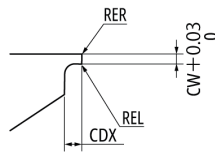
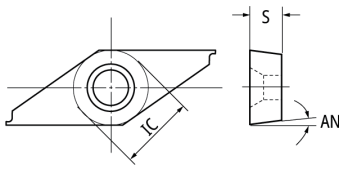
EDP	Item Number	Stock	Hand	B mm	H mm	HBKW mm	HF mm	K1 °	LF mm	LH mm	WF2 mm	Insert Gage	
5789615	CSVR08NC-F	●	R	8	8	0	8	1	120	20	0-0.1	CSVF../CSVB../CSVC..	CSVG../CSVT..

Spare Parts


Item Number	Clamp screw	Wrench (for Clamp screw)
CSVR08NC-F	LRIS-2.5*7	CLR-15S

CSVG.. series/Inserts Carbide

CSVG



● Diagram shows right-hand tool
All angles shown are obtained when insert is set in the holder.



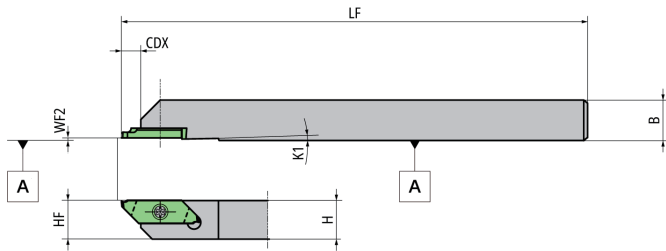
Item Number	Hand	Chip-breaker	APMX	CDX	AN	CW	EPSR	IC	REL	RER	S	Carbide PVD VM1	
			mm	mm	°	mm	°	mm	mm	mm	mm		
CSVG11FRV025	M	R	No	0.15	0.5	7	0.25	35	6.35	0	0	2.38	●
CSVG11FRV030	M	R	No	0.15	0.5	7	0.3	35	6.35	0	0	2.38	●
CSVG11FRV035	M	R	No	0.15	0.5	7	0.35	35	6.35	0	0	2.38	●
CSVG11FRV040	M	R	No	0.15	0.5	7	0.4	35	6.35	0	0	2.38	●
CSVG11FRV045	M	R	No	0.45	1	7	0.45	35	6.35	0	0	2.38	●
CSVG11FRV050	M	R	No	0.45	1	7	0.5	35	6.35	0	0	2.38	●
CSVG11FRV055	M	R	No	0.45	1	7	0.55	35	6.35	0	0	2.38	●
CSVG11FRV060	M	R	No	0.45	1	7	0.6	35	6.35	0	0	2.38	●
CSVG11FRV065	M	R	No	0.45	1	7	0.65	35	6.35	0	0	2.38	●
CSVG11FRV070	M	R	No	0.45	1	7	0.7	35	6.35	0	0	2.38	●
CSVG11FRV075	M	R	No	1.4	2	7	0.75	35	6.35	0	0	2.38	●
CSVG11FRV080	M	R	No	1.4	2	7	0.8	35	6.35	0	0	2.38	●
CSVG11FRV085	M	R	No	1.4	2	7	0.85	35	6.35	0	0	2.38	●
CSVG11FRV090	M	R	No	1.4	2	7	0.9	35	6.35	0	0	2.38	●
CSVG11FRV095	M	R	No	1.4	2	7	0.95	35	6.35	0	0	2.38	●
CSVG11FRV100	M	R	No	1.4	2	7	1	35	6.35	0	0	2.38	●
CSVG11FRV110	M	R	No	2.6	3	7	1.1	35	6.35	0	0	2.38	●
CSVG11FRV120	M	R	No	2.6	3	7	1.2	35	6.35	0	0	2.38	●
CSVG11FRV130	M	R	No	2.6	3	7	1.3	35	6.35	0	0	2.38	●
CSVG11FRV140	M	R	No	2.6	3	7	1.4	35	6.35	0	0	2.38	●
CSVG11FRV150	M	R	No	2.6	3	7	1.5	35	6.35	0	0	2.38	●
CSVG11FLV075	M	L	No	1.4	2	7	0.75	35	6.35	0	0	2.38	●
CSVG11FLV095	M	L	No	1.4	2	7	0.95	35	6.35	0	0	2.38	●
CSVG11FLV120	M	L	No	2.6	3	7	1.2	35	6.35	0	0	2.38	●

T Grooving/
Side-Turning

OD Grooving

GTPS.. series/Toolholder

CTPS



● Diagram shows right-hand tool



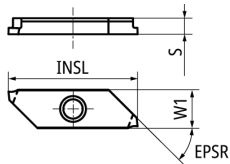
EDP	Item Number	Stock	Hand	B mm	CDX mm	H mm	HF mm	K1 °	LF mm	WF2 mm	Insert Gage
5346572	CTPSR10	●	R	10	5	10	10	1	120	0	TBPS../CTPS.. GTPS../TTPS..
5397187	CTPSR12	●	R	12	5	12	12	1	120	0	TBPS../CTPS.. GTPS../TTPS..

Spare Parts

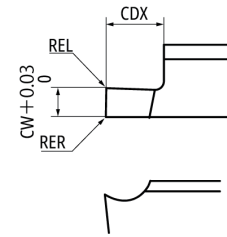
Item Number	Clamp screw	Wrench (for Clamp screw)
CTPSR10	LRIS-2.5*7	CLR-15S
CTPSR12	LRIS-2.5*7	CLR-15S

GTPS.. series/Inserts Carbide

GTPS



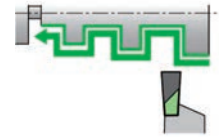
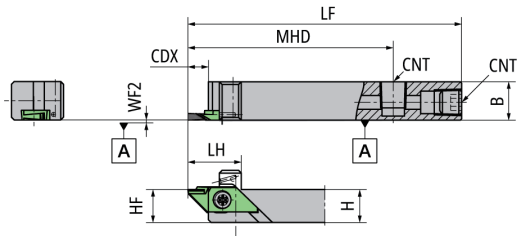
● Diagram shows right-hand tool
All angles shown are obtained when insert is set in the holder.



Item Number	Hand	Chip-breaker	APMX	CDX	CW	EPSR	INSL	REL	RER	S	W1	Carbide PVD	
			mm	mm	mm	°	mm	mm	mm	mm	mm	VM1	ZM3
GTPS075FR	R	Yes	1	1.5	0.75	45	20	0	0	2.5	6	●	●
GTPS095FR	R	Yes	1.5	2	0.95	45	20	0	0	2.5	6	●	●
GTPS100FR	R	Yes	1.5	2	1	45	20	0	0	2.5	6	●	●
GTPS120FR	R	Yes	2.5	3	1.2	45	20	0	0	2.5	6	●	●
GTPS150FR	R	Yes	2.5	3	1.5	45	20	0	0	2.5	6	●	●
GTPS200FR	R	Yes	2.5	3	2	45	20	0	0	2.5	6	●	●

OD Grooving Side-Turning | GTPA.. series/Toolholder

GTPA-OH Coolant through



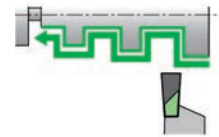
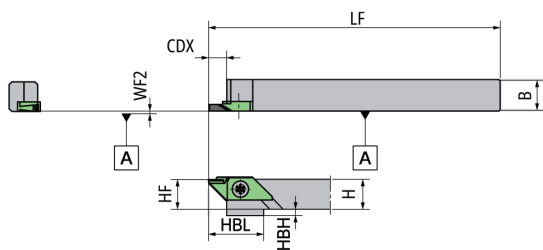
• Diagram shows right-hand tool

EDP	Item Number	Stock	Hand	B mm	CDX mm	CNT	H mm	HF mm	LF mm	LH mm	MHD mm	WF2 mm	Insert Gage
5912845	GTPAR1214H-OH	● ●	R	14	7.5	Rc1/8	12	12	100	19.5	75	0.1	GTPA..

Spare Parts

Item Number	Clamp screw	Screw (for CNT)	Wrench (for Clamp screw)
GTPAR1214H-OH	LRIS-4*12PW	SPR1/8	CLR-15S

GTPA



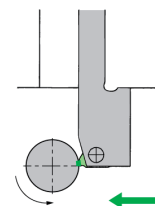
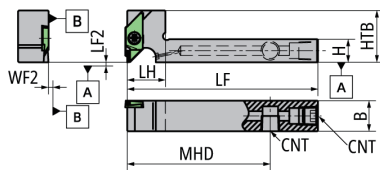
• Diagram shows right-hand tool

EDP	Item Number	Stock	Hand	B mm	CDX mm	H mm	HBH mm	HBL mm	HF mm	LF mm	WF2 mm	Insert Gage
5552401	GTPAR1010	●	R	10	7.5	10	2	19.5	10	120	0.1	GTPA..
5552419	GTPAR1212	●	R	12	7.5	12	-	-	12	120	0.1	GTPA..
5577291	GTPAR1616	●	R	16	7.5	16	-	-	16	120	0.1	GTPA..

Spare Parts

Item Number	Clamp screw	Wrench (for Clamp screw)
GTPAR1010	LRIS-4*10PW	CLR-15S
GTPAR1212	LRIS-4*12PW	CLR-15S
GTPAR1616	LRIS-4*12PW	CLR-15S

Y-GTPA-OH Y-axis coolant through



• Diagram shows right-hand tool

NOTE: Use a right-handed (R) insert.

NOTE: There is a risk of interference with the Y-axis holder depending on the combination of the maximum workpiece diameter and machining diameter.

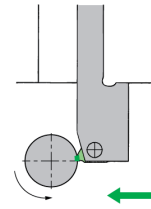
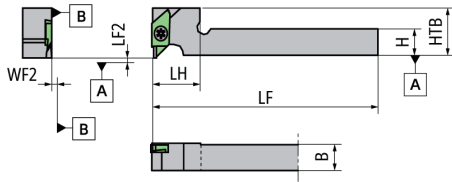
→O26

EDP	Item Number	Stock	Hand	B mm	CNT	H mm	HTB mm	LF mm	LF2 mm	LH mm	MHD mm	WF2 mm	Insert Gage
5930185	Y-GTPAR1014FSS-OH	● ●	R	14	M6*1	10	27	80	0	15	55	0.1	GTPA..
5911482	Y-GTPAR1216HS-OH	● ●	R	16	Rc1/8	12	27	100	0	20	75	0.1	GTPA..
5911490	Y-GTPAR1616H-OH	● ●	R	16	Rc1/8	16	27	100	0	25	75	0.1	GTPA..

Spare Parts

Item Number	Clamp screw	Screw (for CNT)	Wrench (for Clamp screw)
Y-GTPAR1014FSS-OH	LRIS-4*12PW	SS0605SC	CLR-15S
Y-GTPAR1216HS-OH	LRIS-4*12PW	SPR1/8	CLR-15S
Y-GTPAR1616H-OH	LRIS-4*12PW	SPR1/8	CLR-15S

Y-GTPA Y-axis



· Diagram shows right-hand tool

NOTE: Use a right-handed (R) insert.

NOTE: There is a risk of interference with the Y-axis holder depending on the combination of the maximum workpiece diameter and machining diameter.

→O26

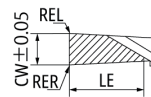
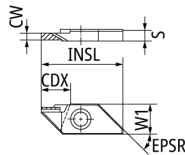
EDP	Item Number	Stock	Hand	B mm	H mm	HTB mm	LF mm	LF2 mm	LH mm	WF2 mm	Insert Gage
5563820	Y-GTPAR1216	●	R	16	12	27	120	0	20	0.1	GTPA..

Spare Parts

Item Number	Clamp screw	Wrench (for Clamp screw)
Y-GTPAR1216	LRIS-4*12PW	CLR-15S

GTPA.. series/Inserts PCD_Carbide

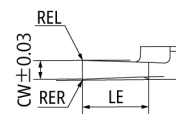
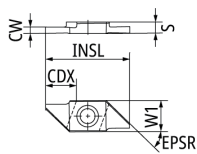
GTPA.. PCD



· Diagram shows right-hand tool

Item Number	Hand	Chip-breaker	APMX mm	CDX mm	CW mm	EPSR °	INSL mm	LE mm	REL mm	RER mm	S mm	W1 mm	PCD PD1
GTPA20FRN01	R	Yes	6	9.2	2	45	(25)	7	0.1MAX	0.1MAX	3.5	9.4	●
GTPA20FRN01-SH	R	No	3	9.2	2	45	25.7	4	0.1MAX	0.1MAX	3.5	9.4	●
GTPA25FRN01	R	Yes	6	9.2	2.5	45	(25)	7	0.1MAX	0.1MAX	3.5	9.4	●
GTPA25FRN01-081	R	No	3	9.2	2.5	45	25.7	4	0.1MAX	0.1MAX	3.5	9.4	●

GTPA.. Carbide

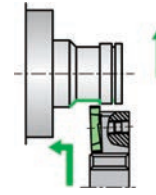
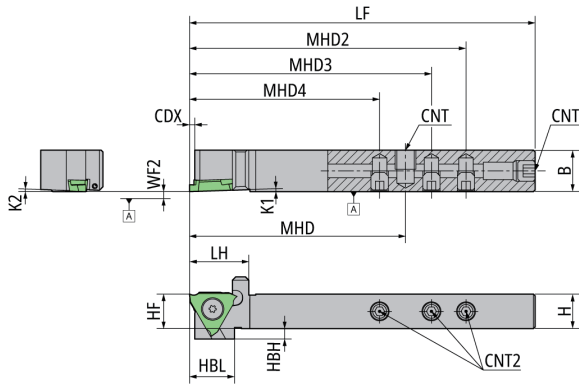


· Diagram shows right-hand tool

Item Number	Hand	Chip-breaker	APMX mm	CDX mm	CW mm	EPSR °	INSL mm	LE mm	REL mm	RER mm	S mm	W1 mm	Carbide KM1
GTPA20FRN01	R	Yes	6	9.2	2	45	(25)	7	0.1MAX	0.1MAX	3.5	9.4	●
GTPA25FRN01	R	Yes	6	9.2	2.5	45	(25)	7	0.1MAX	0.1MAX	3.5	9.4	●

OD Grooving GTMH(X)32.. series/Toolholder

GTT-OH3 Coolant through (direct connect compatible)



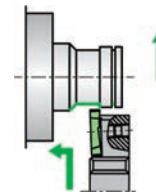
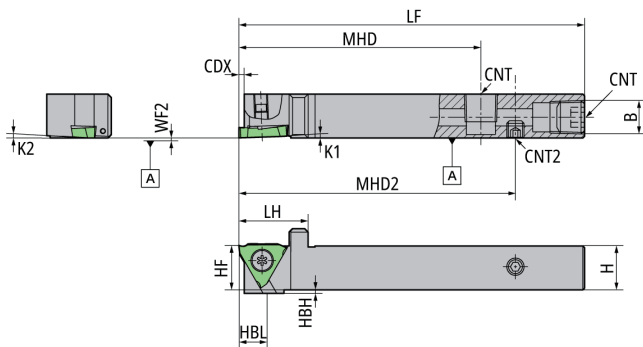
· Diagram shows right-hand tool

EDP	Item Number	Stock	Hand	B	CDX	CNT	CNT2	CW	H	HBH	HBL	HF	K1	K2	LF	LH	MHD	MHD2	MHD3	MHD4	WF2	Insert	Gage	
				mm	mm			mm	mm	mm	mm	mm	°	°	mm	mm	mm	mm	mm	mm	mm			
5117734	GTTR1012H00-OH3	●	●	R	12	3	Rc1/8	M5	0.3-3	10	3	13	10	2	2	100	17.15	62.5	80	70	55	0	GT..32..	TBMH32..
5121330	GTTR16X00-OH3	●	●	R	16	3.65	Rc1/8	M5	0.3-3	16	-	-	16	2	2	120	20	78.75	100	87.5	70	0	GT..32..	TBMH32..

Spare Parts

Item Number	Clamp screw	Screw (for CNT)	Screw (for CNT2)	Wrench (for Clamp screw)	Wrench (for CNT2)
GTTR1012H00-OH3	LR-S-4*10PW	SS0605SC	SS0505SC	CLR-15S	LW-2.5
GTTR16X00-OH3	LR-S-4*10PW	SPR1/8	SS0505SC	CLR-15S	LW-2.5

GTT-OH2 Coolant through (direct connect compatible)



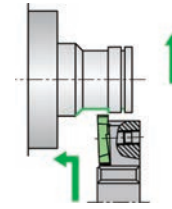
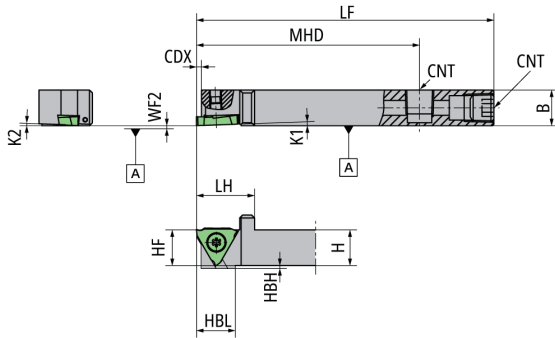
· Diagram shows right-hand tool

EDP	Item Number	Stock	Hand	B	CDX	CNT	CNT2	CW	H	HBH	HBL	HF	K1	K2	LF	LH	MHD	MHD2	WF2	Insert	Gage	
				mm	mm			mm	mm	mm	mm	mm	°	°	mm	mm	mm	mm	mm	mm		
5035381	GTTR12H00-OH2	●	●	R	12	1.6	Rc1/8	M5	0.3-3	12	1	13	12	2	2	100	19.5	70	80	0	GT..32..	TBMH32..
5043997	GTTR16X00-OH2	●	●	R	16	1.6	Rc1/8	M5	0.3-3	16	-	-	16	2	2	120	19.5	70	100	0	GT..32..	TBMH32..

Spare Parts

Item Number	Clamp screw	Screw (for CNT)	Screw (for CNT2)	Wrench (for Clamp screw)	Wrench (for CNT2)
GTTR12H00-OH2	LR-S-4*10PW	SPR1/8	SS0505SC	CLR-15S	LW-2.5
GTTR16X00-OH2	LR-S-4*10PW	SPR1/8	SS0505SC	CLR-15S	LW-2.5

GTT-OH Coolant through



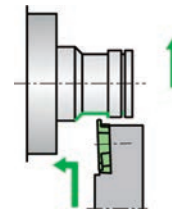
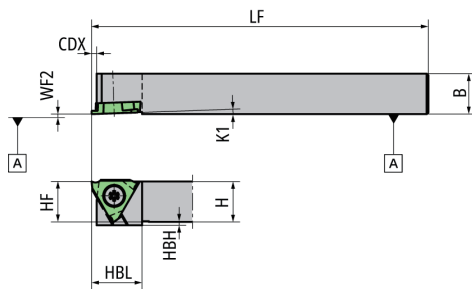
· Diagram shows right-hand tool

EDP	Item Number	Stock	Hand	B mm	CDX mm	CNT	CW mm	H mm	HBH mm	HBL mm	HF mm	K1 °	K2 °	LF mm	LH mm	MHD mm	WF2 mm	Insert Gage	
5921705	GTTR1012H00-OH	●	R	12	1.6	M6*1	0.3-3	10	1	13	10	2	2	100	19.5	70	0	GT..32..	TBMH32..
5890157	GTTR12H00-OH	●	R	12	1.6	Rc1/8	0.3-3	12	1	13	12	2	2	100	19.5	70	0	GT..32..	TBMH32..
5921713	GTTR16H00-OH	●	R	16	1.6	Rc1/8	0.3-3	16	-	-	16	2	2	100	19.5	70	0	GT..32..	TBMH32..

Spare Parts

Item Number	Clamp screw	Screw (for CNT)	Wrench (for Clamp screw)
GTTR1012H00-OH	LR-S-4*10PW	SS0605SC	CLR-15S
GTTR12H00-OH	LR-S-4*10PW	SPR1/8	CLR-15S
GTTR16H00-OH	LR-S-4*10PW	SPR1/8	CLR-15S

GTT



· Diagram shows right-hand tool

EDP	Item Number	Stock	Hand	B mm	CDX mm	CW mm	H mm	HBH mm	HBL mm	HF mm	K1 °	K2 °	LF mm	WF2 mm	Insert Gage	
5608682	GTTR0810F00	●	R	10	1.6	0.3-3	8	5	15	8	2	2	80	0	GT..32..	TBMH32..
5608690	GTTR0810K00	●	R	10	1.6	0.3-3	8	5	15	8	2	2	120	0	GT..32..	TBMH32..
5107305	GTTR08F00	●	R	8	1.6	0.3-3	8	5	15	8	2	2	80	0	GT..32..	TBMH32..
5107206	GTTR08K00	●	R	8	1.6	0.3-3	8	5	15	8	2	2	120	0	GT..32..	TBMH32..
5107321	GTTR10F00	●	R	10	1.6	0.3-3	10	3	15	10	2	2	80	0	GT..32..	TBMH32..
5107362	GTTR10F15	●	R	10	2.7	1.45-3	10	3	15	10	2	2	80	0	GT..32..	TBMH32..
5107388	GTTR10F25	●	R	10	2.7	2.5-3	10	3	15	10	2	2	80	0	GT..32..	TBMH32..
5107222	GTTR10K00	●	R	10	1.6	0.3-3	10	3	15	10	2	2	120	0	GT..32..	TBMH32..
5107263	GTTR10K15	●	R	10	2.7	1.45-3	10	3	15	10	2	2	120	0	GT..32..	TBMH32..
5107289	GTTR10K25	●	R	10	2.7	2.5-3	10	3	15	10	2	2	120	0	GT..32..	TBMH32..
5107347	GTTR12F00	●	R	12	1.6	0.3-3	12	1	15	12	2	2	80	0	GT..32..	TBMH32..
5537220	GTTR12F15	●	R	12	2.7	1.45-3	12	1	15	12	2	2	80	0	GT..32..	TBMH32..
5537238	GTTR12F25	●	R	12	2.7	2.5-3	12	1	15	12	2	2	80	0	GT..32..	TBMH32..
5107248	GTTR12K00	●	R	12	1.6	0.3-3	12	1	15	12	2	2	120	0	GT..32..	TBMH32..
5537246	GTTR12K15	●	R	12	2.7	1.45-3	12	1	15	12	2	2	120	0	GT..32..	TBMH32..
5537253	GTTR12K25	●	R	12	2.7	2.5-3	12	1	15	12	2	2	120	0	GT..32..	TBMH32..
5459896	GTTR16H00	●	R	16	1.6	0.3-3	16	-	-	16	2	2	100	0	GT..32..	TBMH32..
5537261	GTTR16H15	●	R	16	2.7	1.45-3	16	-	-	16	2	2	100	0	GT..32..	TBMH32..
5537279	GTTR16H25	●	R	16	2.7	2.5-3	16	-	-	16	2	2	100	0	GT..32..	TBMH32..
5173687	GTTR16K00	●	R	16	1.6	0.3-3	16	-	-	16	2	2	120	0	GT..32..	TBMH32..
5537287	GTTR16K15	●	R	16	2.7	1.45-3	16	-	-	16	2	2	120	0	GT..32..	TBMH32..
5537295	GTTR16K25	●	R	16	2.7	2.5-3	16	-	-	16	2	2	120	0	GT..32..	TBMH32..
5530852	GTTR20K00	●	R	20	2.7	0.3-3	20	-	-	20	2	2	125	0	GT..32..	TBMH32..
5780309	GTTR25M00	●	R	25	2.7	0.3-3	25	-	-	25	2	2	150	0	GT..32..	TBMH32..
5107313	GTTL08F00	●	L	8	1.6	0.3-3	8	5	15	8	2	2	80	0	GT..32..	TBMH32..
5107214	GTTL08K00	●	L	8	1.6	0.3-3	8	5	15	8	2	2	120	0	GT..32..	TBMH32..
5107339	GTTL10F00	●	L	10	1.6	0.3-3	10	3	15	10	2	2	80	0	GT..32..	TBMH32..
5107370	GTTL10F15	●	L	10	2.7	1.45-3	10	3	15	10	2	2	80	0	GT..32..	TBMH32..
5107396	GTTL10F25	●	L	10	2.7	2.5-3	10	3	15	10	2	2	80	0	GT..32..	TBMH32..
5107230	GTTL10K00	●	L	10	1.6	0.3-3	10	3	15	10	2	2	120	0	GT..32..	TBMH32..

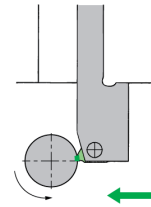
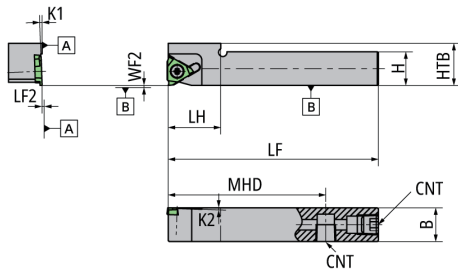
EDP	Item Number	Stock	Hand	B mm	CDX mm	CW mm	H mm	HBH mm	HBL mm	HF mm	K1 °	K2 °	LF mm	WF2 mm	Insert Gage
5107271	GTTL10K15	●	L	10	2.7	1.45-3	10	3	15	10	2	2	120	0	GT..32.. TBMH32..
5107297	GTTL10K25	●	L	10	2.7	2.5-3	10	3	15	10	2	2	120	0	GT..32.. TBMH32..
5107354	GTTL12F00	●	L	12	1.6	0.3-3	12	1	15	12	2	2	80	0	GT..32.. TBMH32..
5537147	GTTL12F15	●	L	12	2.7	1.45-3	12	1	15	12	2	2	80	0	GT..32.. TBMH32..
5537154	GTTL12F25	●	L	12	2.7	2.5-3	12	1	15	12	2	2	80	0	GT..32.. TBMH32..
5107255	GTTL12K00	●	L	12	1.6	0.3-3	12	1	15	12	2	2	120	0	GT..32.. TBMH32..
5537162	GTTL12K15	●	L	12	2.7	1.45-3	12	1	15	12	2	2	120	0	GT..32.. TBMH32..
5537170	GTTL12K25	●	L	12	2.7	2.5-3	12	1	15	12	2	2	120	0	GT..32.. TBMH32..
5551387	GTTL16H00	●	L	16	1.6	0.3-3	16	-	-	16	2	2	100	0	GT..32.. TBMH32..
5537188	GTTL16H15	●	L	16	2.7	1.45-3	16	-	-	16	2	2	100	0	GT..32.. TBMH32..
5537196	GTTL16H25	●	L	16	2.7	2.5-3	16	-	-	16	2	2	100	0	GT..32.. TBMH32..
5173679	GTTL16K00	●	L	16	1.6	0.3-3	16	-	-	16	2	2	120	0	GT..32.. TBMH32..
5537204	GTTL16K15	●	L	16	2.7	1.45-3	16	-	-	16	2	2	120	0	GT..32.. TBMH32..
5537212	GTTL16K25	●	L	16	2.7	2.5-3	16	-	-	16	2	2	120	0	GT..32.. TBMH32..
5780317	GTTL20K00	●	L	20	1.6	0.3-3	20	-	-	20	2	2	125	0	GT..32.. TBMH32..
5780291	GTTL25M00	●	L	25	1.6	0.3-3	25	-	-	25	2	2	150	0	GT..32.. TBMH32..

Spare Parts

Item Number	Clamp screw	Wrench (for Clamp screw)
GTTR0810F00	LR-S-4*10PW	CLR-15S
GTTR0810K00	LR-S-4*10PW	CLR-15S
GTTR08F00	LR-S-4*10PW	CLR-15S
GTTR08K00	LR-S-4*10PW	CLR-15S
GTTR10F00	LR-S-4*10PW	CLR-15S
GTTR10F15	LR-S-4*10PW	CLR-15S
GTTR10F25	LR-S-4*10PW	CLR-15S
GTTR10K00	LR-S-4*10PW	CLR-15S
GTTR10K15	LR-S-4*10PW	CLR-15S
GTTR10K25	LR-S-4*10PW	CLR-15S
GTTR12F00	LR-S-4*10PW	CLR-15S
GTTR12F15	LR-S-4*10PW	CLR-15S
GTTR12F25	LR-S-4*10PW	CLR-15S
GTTR12K00	LR-S-4*10PW	CLR-15S
GTTR12K15	LR-S-4*10PW	CLR-15S
GTTR12K25	LR-S-4*10PW	CLR-15S
GTTR16H00	LR-S-4*10PW	CLR-15S
GTTR16H15	LR-S-4*10PW	CLR-15S
GTTR16H25	LR-S-4*10PW	CLR-15S
GTTR16K00	LR-S-4*10PW	CLR-15S
GTTR16K15	LR-S-4*10PW	CLR-15S
GTTR16K25	LR-S-4*10PW	CLR-15S
GTTR20K00	LR-S-4*10PW	CLR-15S
GTTR25M00	LR-S-4*10PW	CLR-15S
GTTL08F00	LR-S-4*5.8	CLR-15S
GTTL08K00	LR-S-4*5.8	CLR-15S
GTTL10F00	LR-S-4*10PW	CLR-15S
GTTL10F15	LR-S-4*10PW	CLR-15S
GTTL10F25	LR-S-4*10PW	CLR-15S
GTTL10K00	LR-S-4*10PW	CLR-15S
GTTL10K15	LR-S-4*10PW	CLR-15S
GTTL10K25	LR-S-4*10PW	CLR-15S
GTTL12F00	LR-S-4*10PW	CLR-15S
GTTL12F15	LR-S-4*10PW	CLR-15S
GTTL12F25	LR-S-4*10PW	CLR-15S
GTTL12K00	LR-S-4*10PW	CLR-15S
GTTL12K15	LR-S-4*10PW	CLR-15S
GTTL12K25	LR-S-4*10PW	CLR-15S
GTTL16H00	LR-S-4*10PW	CLR-15S
GTTL16H15	LR-S-4*10PW	CLR-15S
GTTL16H25	LR-S-4*10PW	CLR-15S
GTTL16K00	LR-S-4*10PW	CLR-15S
GTTL16K15	LR-S-4*10PW	CLR-15S
GTTL16K25	LR-S-4*10PW	CLR-15S
GTTL20K00	LR-S-4*10PW	CLR-15S
GTTL25M00	LR-S-4*10PW	CLR-15S

Grooving/
Side-Turning

Y-GTT-OH Y-axis coolant through holders



· Diagram shows right-hand tool

NOTE: Use a right-handed (R) insert.

NOTE: There is a risk of interference with the Y-axis holder depending on the combination of the maximum workpiece diameter and machining diameter.

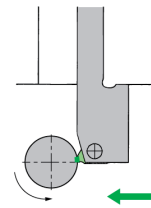
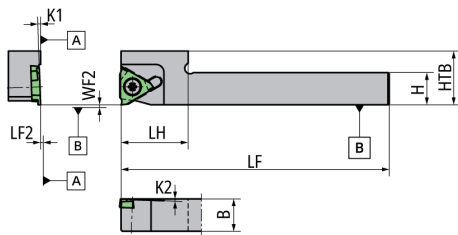
→O26

EDP	Item Number	Stock	Hand	B mm	CNT	H mm	HTB mm	K1 °	K2 °	LF mm	LF2 mm	LH mm	MHD mm	WF2 mm	Insert Gage	
5911466	Y-GTTR12H00S-OH	●	R	12	Rc1/8	12	20	2	2	100	0	20	75	0	GT..32..	TBMH32..
5911474	Y-GTTR16H00-OH	●	R	16	Rc1/8	16	20	2	2	100	0	25	75	0	GT..32..	TBMH32..

Spare Parts

Item Number	Clamp screw	Screw (for CNT)	Wrench (for Clamp screw)
Y-GTTR12H00S-OH	LR-S-4*10PW	SPR1/8	CLR-15S
Y-GTTR16H00-OH	LR-S-4*10PW	SPR1/8	CLR-15S

Y-GTT Y-axis



· Diagram shows right-hand tool

NOTE: Use a right-handed (R) insert.

NOTE: There is a risk of interference with the Y-axis holder depending on the combination of the maximum workpiece diameter and machining diameter.

→O26

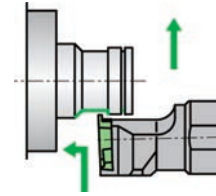
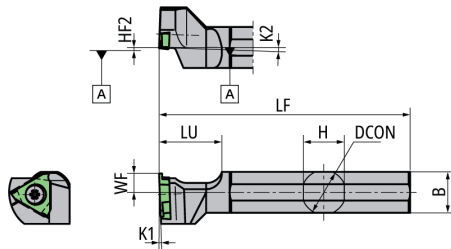
EDP	Item Number	Stock	Hand	B mm	CDX mm	CW mm	H mm	HTB mm	K1 °	K2 °	LF mm	LF2 mm	LH mm	WF2 mm	Insert Gage	
5950415	Y-GTTR10MS	●	R	10	1.6	0.3-3	10	20	2	2	120	0	22	0	GT..32..	TBMH32..
5371604	Y-GTTR10S	●	R	10	1.6	0.3-3	10	20	2	2	120	0	20	0	GT..32..	TBMH32..
5950472	Y-GTTR12MS	●	R	12	1.6	0.3-3	12	20	2	2	120	0	22	0	GT..32..	TBMH32..
5371620	Y-GTTR12S	●	R	12	1.6	0.3-3	12	20	2	2	120	0	20	0	GT..32..	TBMH32..

Spare Parts

Item Number	Clamp screw	Wrench (for Clamp screw)
Y-GTTR10MS	LR-S-4*10PW	CLR-15S
Y-GTTR10S	LR-S-4*10PW	CLR-15S
Y-GTTR12MS	LR-S-4*10PW	CLR-15S
Y-GTTR12S	LR-S-4*10PW	CLR-15S

T
Grooving/
Side-Turning

DS-GTT DS Toolholders



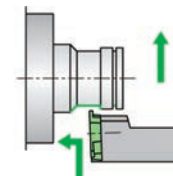
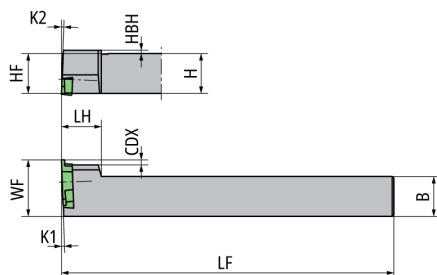
• Diagram shows left-hand tool
NOTE: Use a right-handed (R) insert.

EDP	Item Number	Stock	Hand	B mm	CDX mm	CW mm	DCON mm	H mm	HF2 mm	K1 °	K2 °	LF mm	LU mm	WF mm	Insert Gage
5348560	DS-GTTL14F	●	L	13	1.6	0.3-3	14	13	0	2	2	80	19	6	GT..32.. TBMH32..
5348081	DS-GTTL15H	●	L	15	1.6	0.3-3	15.875	15	0	2	2	100	19	6	GT..32.. TBMH32..
5341532	DS-GTTL16X	●	L	15	1.6	0.3-3	16	15	0	2	2	95	19	6	GT..32.. TBMH32..
5278288	DS-GTTL19	●	L	18	1.6	0.3-3	19.05	18	0	2	2	120	19	6	GT..32.. TBMH32..
5278304	DS-GTTL20	●	L	19	1.6	0.3-3	20	19	0	2	2	120	19	6	GT..32.. TBMH32..
5324041	DS-GTTL22	●	L	21	1.6	0.3-3	22	21	0	2	2	120	19	6	GT..32.. TBMH32..
5317144	DS-GTTL25	●	L	24	1.6	0.3-3	25.4	24	0	2	2	120	19	10	GT..32.. TBMH32..
5483433	DS-GTTL25-MET	●	L	24	1.6	0.3-3	25	24	0	2	2	150	19	10	GT..32.. TBMH32..
5937693	DS-GTTL32	●	L	30	1.6	0.3-3	32	30	0	2	2	150	19	10	GT..32.. TBMH32..

Spare Parts

Item Number	Clamp screw	Wrench (for Clamp screw)
DS-GTTL14F	LR-S-4*9	RLR-20S
DS-GTTL15H	LR-S-4*9	RLR-20S
DS-GTTL16X	LR-S-4*9	RLR-20S
DS-GTTL19	LR-S-4*9	RLR-20S
DS-GTTL20	LR-S-4*9	RLR-20S
DS-GTTL22	LR-S-4*9	RLR-20S
DS-GTTL25	LR-S-4*9	RLR-20S
DS-GTTL25-MET	LR-S-4*9	RLR-20S
DS-GTTL32	LR-S-4*9	RLR-20S

CH-GTT for horizontal gang style tool post



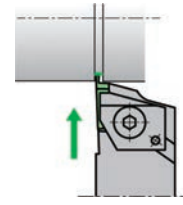
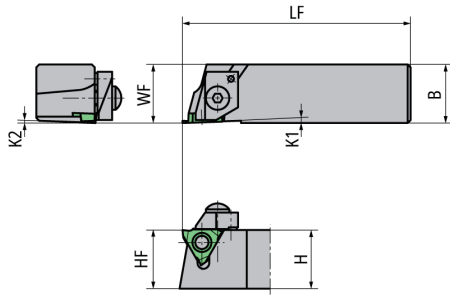
• Diagram shows left-hand tool
NOTE: Use a right-handed (R) insert.

EDP	Item Number	Stock	Hand	B mm	CDX mm	CW mm	H mm	HBH mm	HF mm	K1 °	K2 °	LF mm	LH mm	WF mm	Insert Gage
5659248	CH-GTTL10H00	●	L	10	1.5	0.3-3	10	3	10	2	2	100	12	15	GT..32.. TBMH32..
5659255	CH-GTTL12H00	●	L	12	1.5	0.3-3	12	1	12	2	2	100	12	17	GT..32.. TBMH32..
5960836	CH-GTTL16H00	●	L	16	1.5	0.3-3	16	-	16	2	2	100	12	21	GT..32.. TBMH32..

Spare Parts

Item Number	Clamp screw	Wrench (for Clamp screw)
CH-GTTL10H00	LR-S-4*9	RLR-20S
CH-GTTL12H00	LR-S-4*9	RLR-20S
CH-GTTL16H00	LR-S-4*9	RLR-20S

NGTN



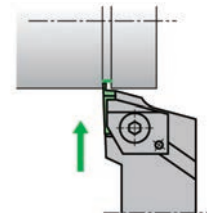
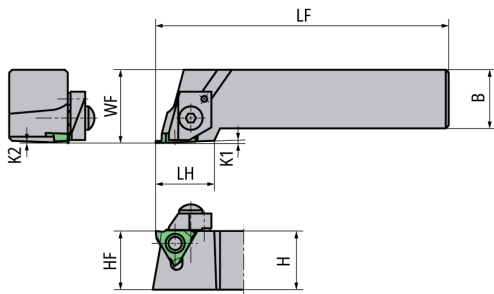
· Diagram shows right-hand tool

EDP	Item Number	Stock	Hand	B mm	CDX mm	CW mm	H mm	HF mm	K1 °	K2 °	LF mm	WF mm	Insert Gage
5525928	NGTNR161632-00	●	R	16	1.6	0.3-3	16	16	2	2	78	16	GT..32.. TBMH32..
5534110	NGTNR161632-15	●	R	16	2.7	1.45-3	16	16	2	2	78	16	GT..32.. TBMH32..
5534128	NGTNR161632-25	●	R	16	2.7	2.5-3	16	16	2	2	78	16	GT..32.. TBMH32..
5525738	NGTNL161632-00	●	L	16	1.6	0.3-3	16	16	2	2	78	16	GT..32.. TBMH32..

Spare Parts

Item Number	Clamp	Clamp screw	Spring	Wrench (for Clamp screw)
NGTNR161632-00	CPR5S	AOS-5*20	ASG-5	LW-2.5
NGTNR161632-15	CPR5S	AOS-5*20	ASG-5	LW-2.5
NGTNR161632-25	CPR5S	AOS-5*20	ASG-5	LW-2.5
NGTNL161632-00	CPL5S	AOS-5*20	ASG-5	LW-2.5

NGTBR



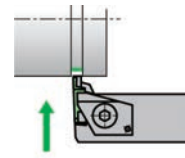
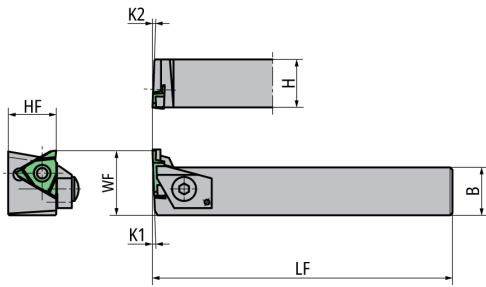
· Diagram shows right-hand tool

EDP	Item Number	Stock	Hand	B mm	CDX mm	CW mm	H mm	HF mm	K1 °	K2 °	LF mm	LH mm	WF mm	Insert Gage
5542295	NGTBR202032-00S	●	R	20	1.6	0.3-3	20	20	2	2	125	25	25	GT..32.. TBMH32..
5537717	NGTBR202032-15S	●	R	20	2.7	1.45-3	20	20	2	2	125	25	25	GT..32.. TBMH32..
5553243	NGTBR202032-25S	●	R	20	2.7	2.5-3	20	20	2	2	125	25	25	GT..32.. TBMH32..
5549563	NGTBR252532-00S	●	R	25	1.6	0.3-3	25	25	2	2	150	25	30	GT..32.. TBMH32..
5545801	NGTBR252532-15S	●	R	25	2.7	1.45-3	25	25	2	2	150	25	30	GT..32.. TBMH32..
5553417	NGTBR252532-25S	●	R	25	2.7	2.5-3	25	25	2	2	150	25	30	GT..32.. TBMH32..

Spare Parts

Item Number	Clamp	Clamp screw	Spring	Wrench (for Clamp screw)
NGTBR202032-00S	CPR5	AOS-5*25	ASG-5	LW-2.5
NGTBR202032-15S	CPR5	AOS-5*25	ASG-5	LW-2.5
NGTBR202032-25S	CPR5	AOS-5*25	ASG-5	LW-2.5
NGTBR252532-00S	CPR5	AOS-5*25	ASG-5	LW-2.5
NGTBR252532-15S	CPR5	AOS-5*25	ASG-5	LW-2.5
NGTBR252532-25S	CPR5	AOS-5*25	ASG-5	LW-2.5

NGTA for horizontal gang style tool post



• Diagram shows left-hand tool
NOTE: Use a right-handed (R) insert.

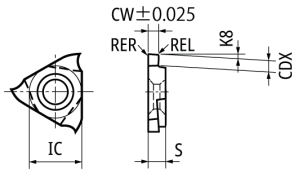
EDP	Item Number	Stock	Hand	B mm	CDX mm	CW mm	H mm	HF mm	K1 °	K2 °	LF mm	WF mm	Insert Gage	
5536370	NGTAL202032-00S	●	L	20	1.6	0.3-3	20	20	2	2	125	25	GT..32..	TBMH32..
5536388	NGTAL202032-15S	●	L	20	2.7	1.45-3	20	20	2	2	125	25	GT..32..	TBMH32..

Spare Parts

Item Number	Clamp	Clamp screw	Spring	Wrench (for Clamp screw)
NGTAL202032-00S	CPR5	AOS-5*25	ASG-5	LW-2.5
NGTAL202032-15S	CPR5	AOS-5*25	ASG-5	LW-2.5

OD Grooving | GTMH(X)32.. series/Inserts Carbide

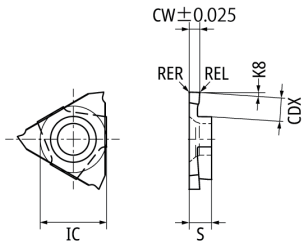
■ GTMH32-GX Side Turning / 3D mold chipbreaker



● Diagram shows right-hand tool

Item Number	Hand	Chip-breaker	APMX mm	CDX mm	CW mm	EPSR °	GAN °	IC mm	K8 °	REL mm	RER mm	S mm	Carbide PVD		
													DM4	ST4	TM4
GTMH32033RGX	R	Yes	0.25	0.6	0.33	60	17	9.525	2	0.05	0.05	3.18	●	●	●
GTMH32043RGX	R	Yes	0.9	1.2	0.43	60	17	9.525	2	0.05	0.05	3.18	●	●	●
GTMH32050RGX	R	Yes	0.9	1.2	0.5	60	17	9.525	2	0.05	0.05	3.18	●	●	●
GTMH32053RGX	R	Yes	0.9	1.2	0.53	60	17	9.525	2	0.05	0.05	3.18	●	●	●
GTMH32075RGX	R	Yes	1.6	2	0.75	60	17	9.525	2	0.05	0.05	3.18	●	●	●
GTMH32095RGX	R	Yes	1.6	2	0.95	60	17	9.525	2	0.05	0.05	3.18	●	●	●
GTMH32100RGX	R	Yes	1.6	2	1	60	17	9.525	2	0.05	0.05	3.18	●	●	●
GTMH32100RGX01	R	Yes	1.6	2	1	60	17	9.525	2	0.1	0.1	3.18	●	●	●
GTMH32150RGX	R	Yes	2.7	3	1.5	60	17	9.525	2	0.05	0.05	3.18	●	●	●
GTMH32150RGX01	R	Yes	2.7	3	1.5	60	17	9.525	2	0.1	0.1	3.18	●	●	●
GTMH32150RGX02	R	Yes	2.7	3	1.5	60	17	9.525	2	0.2	0.2	3.18	●	●	●
GTMH32200RGX	R	Yes	2.7	3	2	60	17	9.525	2	0.05	0.05	3.18	●	●	●
GTMH32200RGX01	R	Yes	2.7	3	2	60	17	9.525	2	0.1	0.1	3.18	●	●	●
GTMH32200RGX02	R	Yes	2.7	3	2	60	17	9.525	2	0.2	0.2	3.18	●	●	●
GTMH32300RGX	R	Yes	2.7	3	3	60	17	9.525	2	0.05	0.05	3.18	●	●	●
GTMH32300RGX02	R	Yes	2.7	3	3	60	17	9.525	2	0.2	0.2	3.18	●	●	●

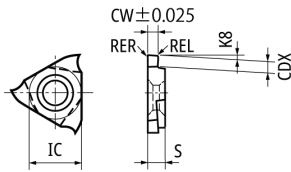
■ GTMX32-T Side Turning



● Diagram shows right-hand tool

Item Number	Hand	Chip-breaker	APMX mm	CDX mm	CW mm	EPSR °	GAN °	IC mm	K8 °	REL mm	RER mm	S mm	Carbide PVD	
													QM3	DT4
GTMX32030RT	R	Yes	0.25	0.6	0.3	60	14	9.525	2	0.05	0.05	3.18	●	●
GTMX32033RT	R	Yes	0.25	0.6	0.33	60	14	9.525	2	0.05	0.05	3.18	●	●
GTMX32043RT	R	Yes	0.9	1.2	0.43	60	14	9.525	2	0.05	0.05	3.18	●	●
GTMX32050RT	R	Yes	0.9	1.2	0.5	60	14	9.525	2	0.05	0.05	3.18	●	●
GTMX32053RT	R	Yes	0.9	1.2	0.53	60	14	9.525	2	0.05	0.05	3.18	●	●
GTMX32065RT	R	Yes	0.9	1.2	0.65	60	14	9.525	2	0.05	0.05	3.18	●	●
GTMX32075RT	R	Yes	1.6	2	0.75	60	14	9.525	2	0.05	0.05	3.18	●	●
GTMX32080RT	R	Yes	1.6	2	0.8	60	14	9.525	2	0.05	0.05	3.18	●	●
GTMX32095RT	R	Yes	1.6	2	0.95	60	14	9.525	2	0.05	0.05	3.18	●	●
GTMX32100RT	R	Yes	1.6	2	1	60	14	9.525	2	0.05	0.05	3.18	●	●
GTMX32110RT	R	Yes	1.6	2	1.1	60	14	9.525	2	0.05	0.05	3.18	●	●
GTMX32120RT	R	Yes	1.6	2	1.2	60	14	9.525	2	0.05	0.05	3.18	●	●
GTMX32125RT	R	Yes	1.6	2	1.25	60	14	9.525	2	0.05	0.05	3.18	●	●
GTMX32130RT	R	Yes	1.6	2	1.3	60	14	9.525	2	0.05	0.05	3.18	●	●
GTMX32140RT	R	Yes	1.6	2	1.4	60	14	9.525	2	0.05	0.05	3.18	●	●
GTMX32145RT	R	Yes	2.7	3	1.45	60	14	9.525	2	0.05	0.05	3.18	●	●
GTMX32150RT	R	Yes	2.7	3	1.5	60	14	9.525	2	0.05	0.05	3.18	●	●
GTMX32160RT	R	Yes	2.7	3	1.6	60	14	9.525	2	0.05	0.05	3.18	●	●
GTMX32175RT	R	Yes	2.7	3	1.75	60	14	9.525	2	0.05	0.05	3.18	●	●
GTMX32180RT	R	Yes	2.7	3	1.8	60	14	9.525	2	0.05	0.05	3.18	●	●
GTMX32200RT	R	Yes	2.7	3	2	60	14	9.525	2	0.05	0.05	3.18	●	●
GTMX32250RT	R	Yes	2.7	3	2.5	60	14	9.525	2	0.05	0.05	3.18	●	●
GTMX32300RT	R	Yes	2.7	3	3	60	14	9.525	2	0.05	0.05	3.18	●	●
GTMX32100RT01	R	Yes	1.6	2	1	60	14	9.525	2	0.1	0.1	3.18	●	●
GTMX32120RT01	R	Yes	1.6	2	1.2	60	14	9.525	2	0.1	0.1	3.18	●	●
GTMX32150RT01	R	Yes	2.7	3	1.5	60	14	9.525	2	0.1	0.1	3.18	●	●
GTMX32200RT01	R	Yes	2.7	3	2	60	14	9.525	2	0.1	0.1	3.18	●	●
GTMX32250RT01	R	Yes	2.7	3	2.5	60	14	9.525	2	0.1	0.1	3.18	●	●
GTMX32150RT02	R	Yes	2.7	3	1.5	60	14	9.525	2	0.2	0.2	3.18	●	●
GTMX32200RT02	R	Yes	2.7	3	2	60	14	9.525	2	0.2	0.2	3.18	●	●
GTMX32250RT02	R	Yes	2.7	3	2.5	60	14	9.525	2	0.2	0.2	3.18	●	●
GTMX32300RT02	R	Yes	2.7	3	3	60	14	9.525	2	0.2	0.2	3.18	●	●
GTMX32050LT	L	Yes	0.9	1.2	0.5	60	14	9.525	2	0.05	0.05	3.18	●	●
GTMX32075LT	L	Yes	1.6	2	0.75	60	14	9.525	2	0.05	0.05	3.18	●	●
GTMX32095LT	L	Yes	1.6	2	0.95	60	14	9.525	2	0.05	0.05	3.18	●	●
GTMX32150LT	L	Yes	2.7	3	1.5	60	14	9.525	2	0.05	0.05	3.18	●	●
GTMX32200LT	L	Yes	2.7	3	2	60	14	9.525	2	0.05	0.05	3.18	●	●
GTMX32250LT	L	Yes	2.7	3	2.5	60	14	9.525	2	0.05	0.05	3.18	●	●
GTMX32200LT01	L	Yes	2.7	3	2	60	14	9.525	2	0.1	0.1	3.18	●	●

GTMH32-E


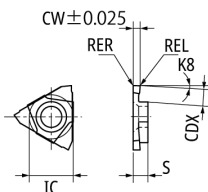


● Diagram shows right-hand tool

Item Number	Hand	Chip-breaker	APMX	CDX	CW	EPSR	GAN	IC	K8	REL	RER	S	Carbide
			mm	mm	mm	°	°	mm	°	mm	mm	mm	PVD ZM3
GTMH32033RE	R	Yes	0.3	0.6	0.33	60	20	9.525	2	0.03	0.03	3.18	●
GTMH32043RE	R	Yes	0.9	1.2	0.43	60	20	9.525	2	0.03	0.03	3.18	●
GTMH32053RE	R	Yes	0.9	1.2	0.53	60	20	9.525	2	0.05	0.05	3.18	●
GTMH32075RE	R	Yes	1.6	2	0.75	60	20	9.525	2	0.05	0.05	3.18	●
GTMH32077RE	R	Yes	1.6	2	0.77	60	20	9.525	2	0.05	0.05	3.18	●
GTMH32095RE	R	Yes	1.6	2	0.95	60	20	9.525	2	0.05	0.05	3.18	●
GTMH32097RE	R	Yes	1.6	2	0.97	60	20	9.525	2	0.05	0.05	3.18	●
GTMH32100RE	R	Yes	1.6	2	1	60	20	9.525	2	0.05	0.05	3.18	●
GTMH32103RE	R	Yes	1.6	2	1.03	60	20	9.525	2	0.05	0.05	3.18	●
GTMH32120RE	R	Yes	1.6	2	1.2	60	20	9.525	2	0.05	0.05	3.18	●
GTMH32125RE	R	Yes	1.6	2	1.25	60	20	9.525	2	0.05	0.05	3.18	●
GTMH32140RE	R	Yes	1.6	2	1.4	60	20	9.525	2	0.05	0.05	3.18	●
GTMH32145RE	R	Yes	2.7	3	1.45	60	20	9.525	2	0.05	0.05	3.18	●
GTMH32150RE	R	Yes	2.7	3	1.5	60	20	9.525	2	0.05	0.05	3.18	●
GTMH32175RE	R	Yes	2.7	3	1.75	60	20	9.525	2	0.05	0.05	3.18	●
GTMH32180RE	R	Yes	2.7	3	1.8	60	20	9.525	2	0.05	0.05	3.18	●
GTMH32200RE	R	Yes	2.7	3	2	60	20	9.525	2	0.05	0.05	3.18	●
GTMH32225RE	R	Yes	2.7	3	2.25	60	20	9.525	2	0.05	0.05	3.18	●
GTMH32250RE	R	Yes	2.7	3	2.5	60	20	9.525	2	0.05	0.05	3.18	●
GTMH32275RE	R	Yes	2.7	3	2.75	60	20	9.525	2	0.05	0.05	3.18	●
GTMH32300RE	R	Yes	2.7	3	3	60	20	9.525	2	0.05	0.05	3.18	●
GTMH32100RE01	R	Yes	1.6	2	1	60	20	9.525	2	0.1	0.1	3.18	●
GTMH32120RE01	R	Yes	1.6	2	1.2	60	20	9.525	2	0.1	0.1	3.18	●
GTMH32150RE01	R	Yes	2.7	3	1.5	60	20	9.525	2	0.1	0.1	3.18	●
GTMH32200RE01	R	Yes	2.7	3	2	60	20	9.525	2	0.1	0.1	3.18	●
GTMH32033LE	L	Yes	0.3	0.6	0.33	60	20	9.525	2	0.03	0.03	3.18	●
GTMH32043LE	L	Yes	0.9	1.2	0.43	60	20	9.525	2	0.03	0.03	3.18	●
GTMH32053LE	L	Yes	0.9	1.2	0.53	60	20	9.525	2	0.05	0.05	3.18	●
GTMH32075LE	L	Yes	1.6	2	0.75	60	20	9.525	2	0.05	0.05	3.18	●
GTMH32077LE	L	Yes	1.6	2	0.77	60	20	9.525	2	0.05	0.05	3.18	●
GTMH32095LE	L	Yes	1.6	2	0.95	60	20	9.525	2	0.05	0.05	3.18	●
GTMH32097LE	L	Yes	1.6	2	0.97	60	20	9.525	2	0.05	0.05	3.18	●
GTMH32100LE	L	Yes	1.6	2	1	60	20	9.525	2	0.05	0.05	3.18	●
GTMH32103LE	L	Yes	1.6	2	1.03	60	20	9.525	2	0.05	0.05	3.18	●
GTMH32120LE	L	Yes	1.6	2	1.2	60	20	9.525	2	0.05	0.05	3.18	●
GTMH32140LE	L	Yes	1.6	2	1.4	60	20	9.525	2	0.05	0.05	3.18	●
GTMH32150LE	L	Yes	2.7	3	1.5	60	20	9.525	2	0.05	0.05	3.18	●
GTMH32180LE	L	Yes	2.7	3	1.8	60	20	9.525	2	0.05	0.05	3.18	●
GTMH32200LE	L	Yes	2.7	3	2	60	20	9.525	2	0.05	0.05	3.18	●
GTMH32225LE	L	Yes	2.7	3	2.25	60	20	9.525	2	0.05	0.05	3.18	●
GTMH32250LE	L	Yes	2.7	3	2.5	60	20	9.525	2	0.05	0.05	3.18	●
GTMH32275LE	L	Yes	2.7	3	2.75	60	20	9.525	2	0.05	0.05	3.18	●
GTMH32300LE	L	Yes	2.7	3	3	60	20	9.525	2	0.05	0.05	3.18	●
GTMH32100LE01	L	Yes	1.6	2	1	60	20	9.525	2	0.1	0.1	3.18	●
GTMH32120LE01	L	Yes	1.6	2	1.2	60	20	9.525	2	0.1	0.1	3.18	●
GTMH32150LE01	L	Yes	2.7	3	1.5	60	20	9.525	2	0.1	0.1	3.18	●
GTMH32200LE01	L	Yes	2.7	3	2	60	20	9.525	2	0.1	0.1	3.18	●

Grooving/
Side-Turning


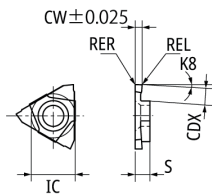
GTMH32-SSH Short type / Flat top chipbreaker



● Diagram shows right-hand tool

Item Number	Hand	Chip-breaker	APMX	CDX	CW	EPSR	GAN	IC	K8	LBB	REL	RER	S	Carbide
			mm	mm	mm	°	°	mm	°	mm	mm	mm	mm	mm
GTMH32100RSSH	R	Yes	1.6	2	1	60	0	9.525	2	1.5	0.05	0.05	3.18	●
GTMH32150RSSH	R	Yes	2.7	3	1.5	60	0	9.525	2	1.5	0.05	0.05	3.18	●
GTMH32200RSSH	R	Yes	2.7	3	2	60	0	9.525	2	1.5	0.05	0.05	3.18	●


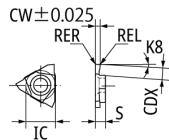
GTMX32-SS Short type / Flat top chipbreaker



● Diagram shows right-hand tool

Item Number	Hand	Chip-breaker	APMX	CDX	CW	EPSR	GAN	IC	K8	LBB	REL	RER	S	Carbide PVD ZM3
			mm	mm	mm	°	°	mm	°	mm	mm	mm	mm	
GTMX32100RSS	R	Yes	1.6	2	1	60	0	9.525	2	1.5	0.05	0.05	3.18	●
GTMX32150RSS	R	Yes	2.7	3	1.5	60	0	9.525	2	1.5	0.05	0.05	3.18	●
GTMX32200RSS	R	Yes	2.7	3	2	60	0	9.525	2	1.5	0.05	0.05	3.18	●


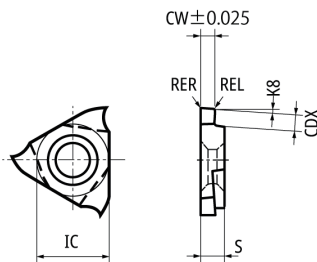
GTMX32-LS Long type / Flat top chipbreaker



● Diagram shows right-hand tool

Item Number	Hand	Chip-breaker	APMX	CDX	CW	EPSR	GAN	IC	K8	LBB	REL	RER	S	Carbide PVD ZM3
			mm	mm	mm	°	°	mm	°	mm	mm	mm	mm	
GTMX32100RLS	R	Yes	1.6	2	1	60	0	9.525	2	3	0.05	0.05	3.18	●
GTMX32150RLS	R	Yes	2.7	3	1.5	60	0	9.525	2	3	0.05	0.05	3.18	●
GTMX32200RLS	R	Yes	2.7	3	2	60	0	9.525	2	3	0.05	0.05	3.18	●

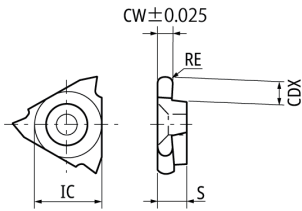
GTMH32-VT Side Turning



● Diagram shows right-hand tool

Item Number	Hand	Chip-breaker	APMX	CDX	CW	EPSR	GAN	IC	K8	REL	RER	S	Carbide PVD VM1	
			mm	mm	mm	°	°	mm	°	mm	mm	mm		
GTMH32033RVT	M	R	Yes	0.25	0.6	0.33	60	14	9.525	2	0	0	3.18	●
GTMH32043RVT	M	R	Yes	0.9	1.2	0.43	60	14	9.525	2	0	0	3.18	●
GTMH32053RVT	M	R	Yes	1.6	2	0.53	60	14	9.525	2	0	0	3.18	●
GTMH32065RVT	M	R	Yes	1.6	2	0.65	60	14	9.525	2	0	0	3.18	●
GTMH32075RVT	M	R	Yes	1.6	2	0.75	60	14	9.525	2	0	0	3.18	●
GTMH32080RVT	M	R	Yes	1.6	2	0.8	60	14	9.525	2	0	0	3.18	●
GTMH32085RVT	M	R	Yes	1.6	2	0.85	60	14	9.525	2	0	0	3.18	●
GTMH32095RVT	M	R	Yes	1.6	2	0.95	60	14	9.525	2	0	0	3.18	●
GTMH32100RVT	M	R	Yes	1.6	2	1	60	14	9.525	2	0	0	3.18	●
GTMH32110RVT	M	R	Yes	1.6	2	1.1	60	14	9.525	2	0	0	3.18	●
GTMH32120RVT	M	R	Yes	1.6	2	1.2	60	14	9.525	2	0	0	3.18	●
GTMH32130RVT	M	R	Yes	1.6	2	1.3	60	14	9.525	2	0	0	3.18	●
GTMH32140RVT	M	R	Yes	1.6	2	1.4	60	14	9.525	2	0	0	3.18	●
GTMH32150RVT	M	R	Yes	2.7	3	1.5	60	14	9.525	2	0	0	3.18	●
GTMH32200RVT	M	R	Yes	2.7	3	2	60	14	9.525	2	0	0	3.18	●

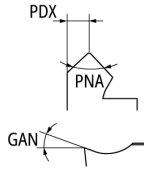
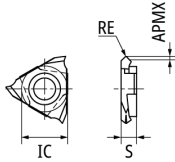
GTMH32 Full radius style



● Diagram shows right-hand tool

Item Number	Hand	Chip-breaker	APMX	CDX	CW	EPSR	GAN	IC	RE	S	Carbide
			mm	mm	mm	°	°	mm	mm	mm	PVD ZM3
GTMH32050RE025	R	Yes	0.9	1.2	0.5	60	20	9.525	0.25	3.18	●
GTMH32070RE035	R	Yes	1.6	2	0.7	60	20	9.525	0.35	3.18	●
GTMH32100RE05	R	Yes	1.6	2	1	60	20	9.525	0.5	3.18	●
GTMH32150RE075	R	Yes	2.7	3	1.5	60	20	9.525	0.75	3.18	●
GTMH32200RE10	R	Yes	2.7	3	2	60	20	9.525	1	3.18	●
GTMH32250RE125	R	Yes	2.7	3	2.5	60	20	9.525	1.25	3.18	●
GTMH32300RE15	R	Yes	2.7	3	3	60	20	9.525	1.5	3.18	●

GTMX32-V90 90 Degree V-style



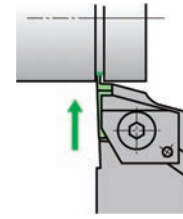
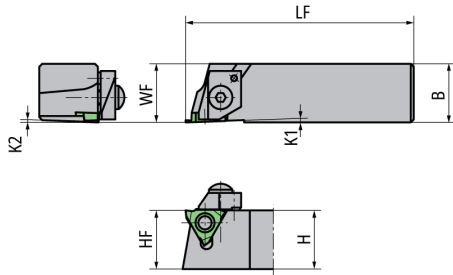
● Diagram shows right-hand tool

Item Number	Hand	Chip-breaker	APMX	EPSR	GAN	IC	PDX	PNA	RE	S	Carbide
			mm	°	°	mm	mm	°	mm	mm	PVD TM4
GTMX32V90R005	R	Yes	0.35	60	20	9.525	0.5	90	0.05	3.18	●
GTMX32V90R010	R	Yes	0.7	60	20	9.525	1	90	0.1	3.18	●

T Grooving/
Side-Turning

OD Grooving GTMT(A)43.. series/Toolholder

NGTN



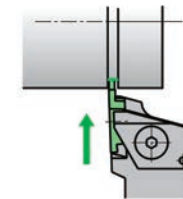
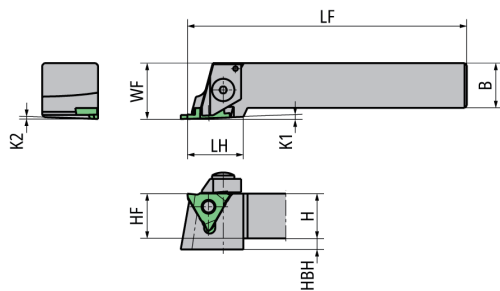
● Diagram shows right-hand tool

EDP	Item Number	Stock	Hand	B mm	CDX mm	CW mm	H mm	HF mm	K1 °	K2 °	LF mm	WF mm	Insert Gage
5501994	NGTNR161643-20	●	R	16	4.5	2-5.5	16	16	2	2	78	16	GT..43..
5534136	NGTNR161643-35	●	R	16	4.5	3.5-5.5	16	16	2	2	78	16	GT..43..
5554241	NGTNL161643-20	●	L	16	4.5	2-5.5	16	16	2	2	78	16	GT..43..
5222112	NGTNL161643-35	●	L	16	4.5	3.5-5.5	16	16	2	2	78	16	GT..43..

Spare Parts

Item Number	Clamp	Clamp screw	Spring	Wrench (for Clamp screw)
NGTNR161643-20	CPR5S	AOS-5*25	ASG-5	LW-2.5
NGTNR161643-35	CPR5S	AOS-5*25	ASG-5	LW-2.5
NGTNL161643-20	CPL5S	AOS-5*25	ASG-5	LW-2.5
NGTNL161643-35	CPL5S	AOS-5*25	ASG-5	LW-2.5

NGTB



● Diagram shows right-hand tool

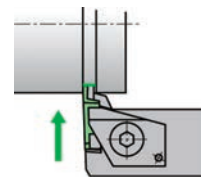
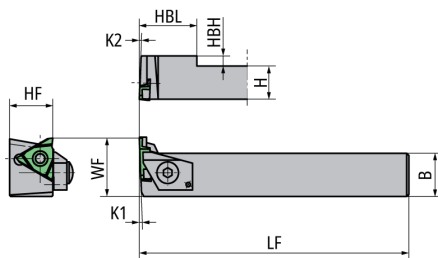
EDP	Item Number	Stock	Hand	B mm	CDX mm	CW mm	H mm	HBH mm	HF mm	K1 °	K2 °	LF mm	LH mm	WF mm	Insert Gage
5239900	NGTBR161643-00S	●	R	16	3	1-5.5	16	9	16	2	2	100	25	20	GT..43..
5949615	NGTBR161643-20S	●	R	16	4.5	2-5.5	16	9	16	2	2	100	25	20	GT..43..
5806096	NGTBR161643-35S	●	R	16	4.5	3.5-5.5	16	9	16	2	2	100	25	20	GT..43..
5239850	NGTBR202043-00S	●	R	20	3	1-5.5	20	5	20	2	2	125	25	25	GT..43..
5550041	NGTBR202043-20S	●	R	20	4.5	2-5.5	20	5	20	2	2	125	25	25	GT..43..
5553375	NGTBR202043-35S	●	R	20	4.5	3.5-5.5	20	5	20	2	2	125	25	25	GT..43..
5239876	NGTBR252543-00S	●	R	25	3.5	1-5.5	25	-	25	2	2	150	25	30	GT..43..
5550058	NGTBR252543-20S	●	R	25	5.5	2-5.5	25	-	25	2	2	150	25	30	GT..43..
5550074	NGTBR252543-35S	●	R	25	5.5	3.5-5.5	25	-	25	2	2	150	25	30	GT..43..
5553433	NGTBR322543-20S	●	R	25	5.5	2-5.5	32	-	32	2	2	170	25	30	GT..43..
5222013	NGTBR322543-35S	●	R	25	5.5	3.5-5.5	32	-	32	2	2	170	25	30	GT..43..
5239843	NGTBL161643-00S	●	L	16	3	1-5.5	16	9	16	2	2	100	25	20	GT..43..
5210901	NGTBL161643-20S	●	L	16	4.5	2-5.5	16	9	16	2	2	100	25	20	GT..43..
5222021	NGTBL161643-35S	●	L	16	4.5	3.5-5.5	16	9	16	2	2	100	25	20	GT..43..
5239868	NGTBL202043-00S	●	L	20	3	1-5.5	20	5	20	2	2	125	25	25	GT..43..
5553367	NGTBL202043-20S	●	L	20	4.5	2-5.5	20	5	20	2	2	125	25	25	GT..43..
5222039	NGTBL202043-35S	●	L	20	4.5	3.5-5.5	20	5	20	2	2	125	25	25	GT..43..
5239892	NGTBL252543-00S	●	L	25	3.5	1-5.5	25	-	25	2	2	150	25	30	GT..43..
5550066	NGTBL252543-20S	●	L	25	5.5	2-5.5	25	-	25	2	2	150	25	30	GT..43..
5550082	NGTBL252543-35S	●	L	25	5.5	3.5-5.5	25	-	25	2	2	150	25	30	GT..43..
5553441	NGTBL322543-20S	●	L	25	5.5	2-5.5	32	-	32	2	2	170	25	30	GT..43..
5222047	NGTBL322543-35S	●	L	25	5.5	3.5-5.5	32	-	32	2	2	170	25	30	GT..43..

Spare Parts

Item Number	Clamp	Clamp screw	Spring	Wrench (for Clamp screw)
NGTBR161643-00S	CPR5	AOS-5*25	ASG-5	LW-2.5
NGTBR161643-20S	CPR5	AOS-5*25	ASG-5	LW-2.5
NGTBR161643-35S	CPR5	AOS-5*25	ASG-5	LW-2.5
NGTBR202043-00S	CPR6	AOS-6*30	ASG-6	LW-3
NGTBR202043-20S	CPR6	AOS-6*30	ASG-6	LW-3
NGTBR202043-35S	CPR6	AOS-6*30	ASG-6	LW-3
NGTBR252543-00S	CPR6	AOS-6*30	ASG-6	LW-3
NGTBR252543-20S	CPR6	AOS-6*30	ASG-6	LW-3
NGTBR252543-35S	CPR6	AOS-6*30	ASG-6	LW-3
NGTBR322543-20S	CPR6	AOS-6*30	ASG-6	LW-3
NGTBR322543-35S	CPR6	AOS-6*30	ASG-6	LW-3
NGTBL161643-00S	CPL5	AOS-5*25	ASG-5	LW-2.5
NGTBL161643-20S	CPL5	AOS-5*25	ASG-5	LW-2.5
NGTBL161643-35S	CPL5	AOS-5*25	ASG-5	LW-2.5
NGTBL202043-00S	CPL6	AOS-6*30	ASG-6	LW-3
NGTBL202043-20S	CPL6	AOS-6*30	ASG-6	LW-3
NGTBL202043-35S	CPL6	AOS-6*30	ASG-6	LW-3
NGTBL252543-00S	CPL6	AOS-6*30	ASG-6	LW-3
NGTBL252543-20S	CPL6	AOS-6*30	ASG-6	LW-3
NGTBL252543-35S	CPL6	AOS-6*30	ASG-6	LW-3
NGTBL322543-20S	CPL6	AOS-6*30	ASG-6	LW-3
NGTBL322543-35S	CPL6	AOS-6*30	ASG-6	LW-3

NGTA for horizontal gang style tool post

Grooving/
Side-Turning
T



● Diagram shows left-hand tool
NOTE: Use a right-handed (R) insert.

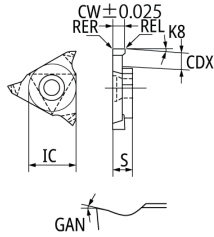
EDP	Item Number	Stock	Hand	B mm	CDX mm	CW mm	H mm	HBH mm	HBL mm	HF mm	K1 °	K2 °	LF mm	WF mm	Insert Gage
5004155	NGTAL161643-00S	●	L	16	3	1-5.5	16	4	20	16	2	2	100	23	GT..43..
5884903	NGTAL202043-00S	●	L	20	3	1-5.5	20	-	-	20	2	2	125	27	GT..43..

Spare Parts

Item Number	Clamp	Clamp screw	Spring	Wrench (for Clamp screw)
NGTAL161643-00S	CPL5S	AOS-5*20	ASG-5	LW-2.5
NGTAL202043-00S	CPL6	AOS-6*30	ASG-6	LW-3

OD Grooving GTMT(A)43.. series/Inserts Carbide

GTMT43

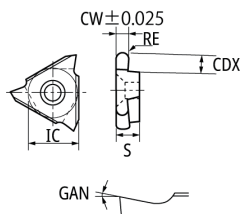


● Diagram shows right-hand tool

Item Number	Hand	Chip-breaker	APMX	CDX	CW	EPSR	GAN	IC	K8	REL	RER	S	Carbide PVD	
			mm	mm	mm	°	°	mm	°	mm	mm	mm	DM4	QM3
GTMT43145R	R	Yes	3	3.5	1.45	60	11	12.7	2	0.2	0.2	4.76	●	●
GTMT43150R	R	Yes	3	3.5	1.5	60	11	12.7	2	0.2	0.2	4.76	●	●
GTMT43175R	R	Yes	3	3.5	1.75	60	11	12.7	2	0.2	0.2	4.76	●	●
GTMT43185R	R	Yes	3	3.5	1.85	60	11	12.7	2	0.2	0.2	4.76	●	●
GTMT43200R	R	Yes	3	3.5	2	60	11	12.7	2	0.2	0.2	4.76	●	●
GTMT43230R	R	Yes	3	3.5	2.3	60	11	12.7	2	0.2	0.2	4.76	●	●
GTMT43250R	R	Yes	4.3	5.5	2.5	60	11	12.7	2	0.3	0.3	4.76	●	●
GTMT43265R	R	Yes	4.3	5.5	2.65	60	11	12.7	2	0.3	0.3	4.76	●	●
GTMT43280R	R	Yes	4.3	5.5	2.8	60	11	12.7	2	0.3	0.3	4.76	●	●
GTMT43300R	R	Yes	4.3	5.5	3	60	11	12.7	2	0.3	0.3	4.76	●	●
GTMT43330R	R	Yes	4.3	5.5	3.3	60	11	12.7	2	0.3	0.3	4.76	●	●
GTMT43350R	R	Yes	4.3	5.5	3.5	60	11	12.7	2	0.3	0.3	4.76	●	●
GTMT43400R	R	Yes	4.3	5.5	4	60	11	12.7	2	0.4	0.4	4.76	●	●
GTMT43450R	R	Yes	4.3	5.5	4.5	60	11	12.7	2	0.4	0.4	4.76	●	●
GTMT43500R	R	Yes	4.3	5.5	5	60	11	12.7	2	0.4	0.4	5.76	●	●
GTMT43550R	R	Yes	4.3	5.5	5.5	60	11	12.7	2	0.4	0.4	5.76	●	●
GTMT43145L	L	Yes	3	3.5	1.45	60	11	12.7	2	0.2	0.2	4.76	●	●
GTMT43150L	L	Yes	3	3.5	1.5	60	11	12.7	2	0.2	0.2	4.76	●	●
GTMT43175L	L	Yes	3	3.5	1.75	60	11	12.7	2	0.2	0.2	4.76	●	●
GTMT43185L	L	Yes	3	3.5	1.85	60	11	12.7	2	0.2	0.2	4.76	●	●
GTMT43200L	L	Yes	3	3.5	2	60	11	12.7	2	0.2	0.2	4.76	●	●
GTMT43230L	L	Yes	3	3.5	2.3	60	11	12.7	2	0.2	0.2	4.76	●	●
GTMT43280L	L	Yes	4.3	5.5	2.8	60	11	12.7	2	0.3	0.3	4.76	●	●
GTMT43300L	L	Yes	4.3	5.5	3	60	11	12.7	2	0.3	0.3	4.76	●	●
GTMT43330L	L	Yes	4.3	5.5	3.3	60	11	12.7	2	0.3	0.3	4.76	●	●
GTMT43350L	L	Yes	4.3	5.5	3.5	60	11	12.7	2	0.3	0.3	4.76	●	●
GTMT43400L	L	Yes	4.3	5.5	4	60	11	12.7	2	0.4	0.4	4.76	●	●
GTMT43450L	L	Yes	4.3	5.5	4.5	60	11	12.7	2	0.4	0.4	4.76	●	●
GTMT43500L	L	Yes	4.3	5.5	5	60	11	12.7	2	0.4	0.4	5.76	●	●
GTMT43550L	L	Yes	4.3	5.5	5.5	60	11	12.7	2	0.4	0.4	5.76	●	●

Grooving/
Side-Turning
T

GTMA43 Full radius style



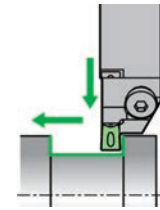
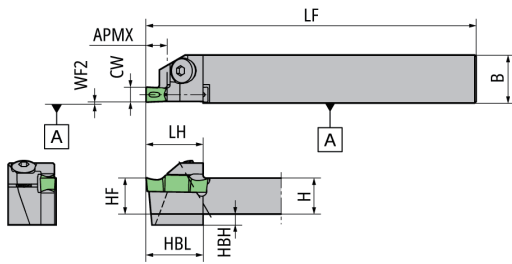
● Diagram shows right-hand tool

Item Number	Hand	Chip-breaker	APMX	CDX	CW	EPSR	GAN	IC	RE	S	Carbide PVD	
			mm	mm	mm	°	°	mm	mm	mm	QM3	
GTMA43200R10R	R	Yes	3	3.5	2	60	11	12.7	1	4.76	●	
GTMA43300R15R	R	Yes	4.5	5.5	3	60	11	12.7	1.5	4.76	●	
GTMA43400R20R	R	Yes	4.5	5.5	4	60	11	12.7	2	4.76	●	

OD Grooving SCRUM DUO

GWPG(M).. series/Toolholder

GTWP



● Diagram shows right-hand tool
Note: Max. Bar Dia. \varnothing 42

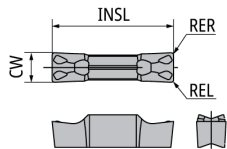
EDP	Item Number	Stock	Hand	APMX mm	B mm	CW mm	H mm	HBH mm	HBL mm	HF mm	LF mm	LH mm	WF2 mm	Insert Gage	
5875125	GTWPR1016-3D07	●	R	7	16	3	10	2	18	10	120	19	0.3	GWPG300..	GWPM300..
5849054	GTWPR1216-3D07	●	R	7	16	3	12	-	-	12	120	19.5	0.3	GWPG300..	GWPM300..
5849070	GTWPR1616-3D09	●	R	9	16	3	16	-	-	16	120	22	0.3	GWPG300..	GWPM300..
5875133	GTWPR1016-4E07	●	R	7	16	4	10	2	18	10	120	19	0.3	GWPG400..	GWPM400..
5849088	GTWPR1216-4E07	●	R	7	16	4	12	-	-	12	120	19.5	0.3	GWPG400..	GWPM400..
5849096	GTWPR1616-4E09	●	R	9	16	4	16	-	-	16	120	22	0.3	GWPG400..	GWPM400..
5875141	GTWPR1016-5F07	●	R	7	16	5	10	2	18	10	120	19	0.3	GWPG500..	GWPM500..
5849104	GTWPR1216-5F07	●	R	7	16	5	12	-	-	12	120	19.5	0.3	GWPG500..	GWPM500..
5849112	GTWPR1616-5F09	●	R	9	16	5	16	-	-	16	120	22	0.3	GWPG500..	GWPM500..
5893565	GTWPR1020-6G07	●	R	7	20	6	10	2	21	10	120	22	0.3	GWPG600..	GWPM600..
5893573	GTWPR1220-6G07	●	R	7	20	6	12	-	-	12	120	22.5	0.3	GWPG600..	GWPM600..
5893581	GTWPR1620-6G09	●	R	9	20	6	16	-	-	16	120	25	0.3	GWPG600..	GWPM600..
5852280	GTWPL1216-3D07	●	L	7	16	3	12	-	-	12	120	19.5	0.3	GWPG300..	GWPM300..
5852306	GTWPL1616-3D09	●	L	9	16	3	16	-	-	16	120	22	0.3	GWPG300..	GWPM300..
5852314	GTWPL1216-4E07	●	L	7	16	4	12	-	-	12	120	19.5	0.3	GWPG400..	GWPM400..
5852322	GTWPL1616-4E09	●	L	9	16	4	16	-	-	16	120	22	0.3	GWPG400..	GWPM400..
5852355	GTWPL1216-5F07	●	L	7	16	5	12	-	-	12	120	19.5	0.3	GWPG500..	GWPM500..
5852371	GTWPL1616-5F09	●	L	9	16	5	16	-	-	16	120	22	0.3	GWPG500..	GWPM500..
5893599	GTWPL1620-6G09	●	L	9	20	6	16	-	-	16	120	25	0.3	GWPG600..	GWPM600..

Spare Parts

Item Number	Clamp screw	Wrench (for Clamp screw)
GTWPR1016-3D07	AOB-5*14	LW-3S
GTWPR1216-3D07	AOB-5*16	LW-3S
GTWPR1616-3D09	AOB-5*16	LW-3S
GTWPR1016-4E07	AOB-5*14	LW-3S
GTWPR1216-4E07	AOB-5*16	LW-3S
GTWPR1616-4E09	AOB-5*16	LW-3S
GTWPR1016-5F07	AOB-5*14	LW-3S
GTWPR1216-5F07	AOB-5*16	LW-3S
GTWPR1616-5F09	AOB-5*16	LW-3S
GTWPR1020-6G07	AOB-5*14	LW-3S
GTWPR1220-6G07	AOB-5*16	LW-3S
GTWPR1620-6G09	AOB-5*16	LW-3S
GTWPL1216-3D07	AOB-5*16	LW-3S
GTWPL1616-3D09	AOB-5*16	LW-3S
GTWPL1216-4E07	AOB-5*16	LW-3S
GTWPL1616-4E09	AOB-5*16	LW-3S
GTWPL1216-5F07	AOB-5*16	LW-3S
GTWPL1616-5F09	AOB-5*16	LW-3S
GTWPL1620-6G09	AOB-5*16	LW-3S

GWPG(M).. series/Insert Carbide

GWPG(M)-GW Best for side turning

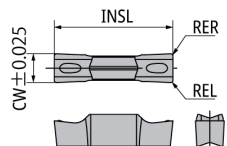


Item Number	Hand	Chip-breaker	CW	INSL	REL	RER	Carbide PVD DM4
			mm	mm	mm	mm	
GWPG300N02D-GW	N	Yes	3	20.6	0.2	0.2	●
GWPG300N04D-GW	N	Yes	3	20.6	0.4	0.4	●
GWPG400N02E-GW	N	Yes	4	20.6	0.2	0.2	●
GWPG400N04E-GW	N	Yes	4	20.6	0.4	0.4	●
GWPG400N08E-GW	N	Yes	4	20.6	0.8	0.8	●
GWPG500N02F-GW	N	Yes	5	20.6	0.2	0.2	●
GWPG500N04F-GW	N	Yes	5	20.6	0.4	0.4	●
GWPG500N08F-GW	N	Yes	5	20.6	0.8	0.8	●
GWPG600N02G-GW	N	Yes	6	25.6	0.2	0.2	●
GWPG600N04G-GW	N	Yes	6	25.6	0.4	0.4	●
GWPG600N08G-GW	N	Yes	6	25.6	0.8	0.8	●
GWPM300N04D-GW	N	Yes	3	20.6	0.4	0.4	●
GWPM400N04E-GW	N	Yes	4	20.6	0.4	0.4	●
GWPM500N04F-GW	N	Yes	5	20.6	0.4	0.4	●
GWPM600N04G-GW	N	Yes	6	25.6	0.4	0.4	●

GWPG.. : Outside ground
Width tolerance ± 0.025
GWPM.. : Full-molded
Width tolerance ± 0.05

Grooving/
Side-Turning
T

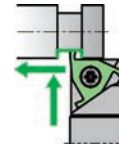
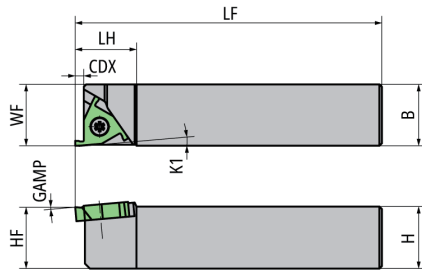
GWPG-GV Less tool pressure design



Item Number	Hand	Chip-breaker	CW	INSL	REL	RER	Carbide PVD DM4
			mm	mm	mm	mm	
GWPG300N02D-GV	N	Yes	3	20.6	0.2	0.2	●
GWPG300N04D-GV	N	Yes	3	20.6	0.4	0.4	●
GWPG400N02E-GV	N	Yes	4	20.6	0.2	0.2	●
GWPG400N04E-GV	N	Yes	4	20.6	0.4	0.4	●
GWPG500N02F-GV	N	Yes	5	20.6	0.2	0.2	●
GWPG500N04F-GV	N	Yes	5	20.6	0.4	0.4	●
GWPG600N02G-GV	N	Yes	6	25.6	0.2	0.2	●
GWPG600N04G-GV	N	Yes	6	25.6	0.4	0.4	●

OD Grooving TWG.. series/Toolholders

TWG-X



● Diagram shows right-hand tool

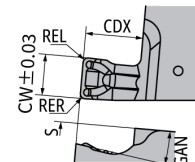
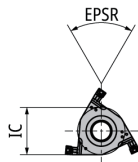
EDP	Item Number	Stock	Hand	B mm	CDX mm	GMAP °	H mm	HF mm	K1 °	LF mm	LH mm	WF mm	Insert Gage
5794649	TWGR2012X	■	R	20	3.5	5	12	12	5	120	25	20	TWG.. -
5859350	TWGR2016X	■	R	20	3.5	5	16	16	5	120	25	20	TWG.. -

Spare Parts

Item Number	Clamp screw	Wrench (for Clamp screw)
TWGR2012X	FSS25-5.0*10	LLR-20S
TWGR2016X	FSS10-5.0*14	LLR-20S

TWG.. series/Insert Carbide

TWG



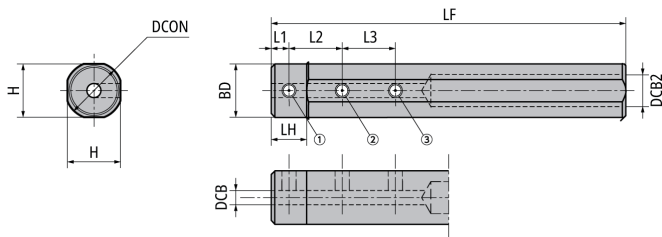
● Diagram shows right-hand tool

Item Number	Hand	Chip-breaker	APMX	CDX	CW	EPSR	GAN	IC	REL	RER	S	Carbide
			mm	mm	mm	°	°	mm	mm	mm	mm	PVD TM1
TWG20R005	R	Yes	3	(3.5)	2	60	8	14	0.05	0.05	7	■
TWG20R020	R	Yes	3	(3.5)	2	60	8	14	0.2	0.2	7	■
TWG25R010	R	Yes	3	(3.5)	2.5	60	8	14	0.1	0.1	7	■
TWG25R030	R	Yes	3	(3.5)	2.5	60	8	14	0.3	0.3	7	■
TWG30R010	R	Yes	3	(3.5)	3	60	8	14	0.1	0.1	7	■
TWG30R030	R	Yes	3	(3.5)	3	60	8	14	0.3	0.3	7	■
TWG20L005	L	Yes	3	(3.5)	2	60	8	14	0.05	0.05	7	■
TWG20L020	L	Yes	3	(3.5)	2	60	8	14	0.2	0.2	7	■
TWG25L010	L	Yes	3	(3.5)	2.5	60	8	14	0.1	0.1	7	■
TWG25L030	L	Yes	3	(3.5)	2.5	60	8	14	0.3	0.3	7	■
TWG30L010	L	Yes	3	(3.5)	3	60	8	14	0.1	0.1	7	■
TWG30L030	L	Yes	3	(3.5)	3	60	8	14	0.3	0.3	7	■

ID Grooving STICK DUO

SBG.. series/Sleeve

■ NBH Shank diameter $\varnothing 16 - \varnothing 19.05$



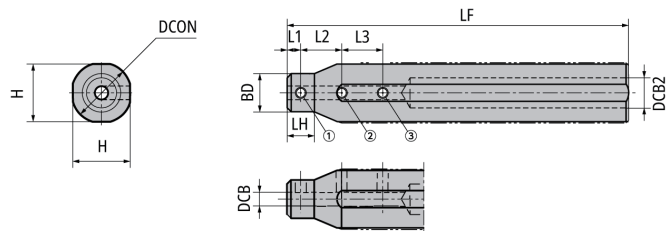
EDP	Item Number	Stock	Hand	BD mm	DCB mm	DCB2 mm	DCON mm	H mm	LF mm	LH mm	L1 mm	L2 mm	L3 mm	Insert Gage
5631411	NBH03015H	●	N	15	3	9	15.875	15	100	10	5	10	10	SBF./SHF./SBB.. SBG../SBT../SSP..
5586128	NBH04015H	●	N	15	4	9	15.875	15	100	10	5	15	15	SBF./SHF./SBB.. SBG../SBT../SSP..
5585989	NBH05015H	●	N	15	5	9	15.875	15	100	10	5	15	15	SBF./SHF.. SBG../SBT../SSP..
5585971	NBH06015H	●	N	15	6	9	15.875	15	100	10	5	20	20	SBF./SHF.. SBG../SFG../SBT../SSP..
5585963	NBH08015H	●	N	15	8	9	15.875	15	100	10	5	20	20	SBF./SHF.. SBG../SFG../SSP..
5631437	NBH03016H	●	N	15	3	9	16	15	100	10	5	10	10	SBF./SHF./SBB.. SBG../SBT../SSP..
5586094	NBH04016H	●	N	15	4	9	16	15	100	10	5	15	15	SBF./SHF./SBB.. SBG../SBT../SSP..
5586078	NBH05016H	●	N	15	5	9	16	15	100	10	5	15	15	SBF./SHF.. SBG../SBT../SSP..
5586060	NBH06016H	●	N	15	6	9	16	15	100	10	5	20	20	SBF./SHF.. SBG../SFG../SBT../SSP..
5586052	NBH08016H	●	N	15	8	9	16	15	100	10	5	20	20	SBF./SHF.. SBG../SFG../SSP..
5631452	NBH03019K	●	N	18	3	11	19.05	18	125	10	5	10	10	SBF./SHF./SBB.. SBG../SBT../SSP..
5586037	NBH04019K	●	N	18	4	11	19.05	18	125	10	5	15	15	SBF./SHF./SBB.. SBG../SBT../SSP..
5586011	NBH05019K	●	N	18	5	11	19.05	18	125	10	5	15	15	SBF./SHF.. SBG../SBT../SSP..
5586003	NBH06019K	●	N	18	6	11	19.05	18	125	10	5	20	20	SBF./SHF.. SBG../SFG../SBT../SSP..
5586227	NBH08019K	●	N	18	8	11	19.05	18	125	10	5	20	20	SBF./SHF.. SBG../SFG../SSP..

Grooving/
Side-turning
T

■ Spare Parts

Item Number	Clamp screw			Wrench (for Clamp screw)
	①	②	③	
NBH03015H	SS0404F	SS0404F	SS0404F	LW-2
NBH04015H	SS0404F	SS0404F	SS0404F	LW-2
NBH05015H	SS0404F	SS0404F	SS0404F	LW-2
NBH06015H	SS0404F	SS0404F	SS0404F	LW-2
NBH08015H	SS0403F	SS0403F	SS0403F	LW-2
NBH03016H	SS0404F	SS0404F	SS0404F	LW-2
NBH04016H	SS0404F	SS0404F	SS0404F	LW-2
NBH05016H	SS0404F	SS0404F	SS0404F	LW-2
NBH06016H	SS0404F	SS0404F	SS0404F	LW-2
NBH08016H	SS0403F	SS0403F	SS0403F	LW-2
NBH03019K	SS0406F	SS0406F	SS0406F	LW-2
NBH04019K	SS0406F	SS0406F	SS0406F	LW-2
NBH05019K	SS0406F	SS0406F	SS0406F	LW-2
NBH06019K	SS0406F	SS0406F	SS0406F	LW-2
NBH08019K	SS0404F	SS0404F	SS0404F	LW-2

NBH Shank diameter $\varnothing 20 - \varnothing 32$



EDP	Item Number	Stock	Hand	BD mm	DCB mm	DCB2 mm	DCON mm	H mm	LF mm	LH mm	L1 mm	L2 mm	L3 mm	Insert	Gage
5631478	NBH03020K	●	N	12	3	11	20	19	125	10	5	10	10	SBF./SHF./SBB..	SBG../SBT../SSP..
5586185	NBH04020K	●	N	13	4	11	20	19	125	10	5	15	15	SBF./SHF./SBB..	SBG../SBT../SSP..
5586169	NBH05020K	●	N	14	5	11	20	19	125	10	5	15	15	SBF./SHF..	SBG../SBT../SSP..
5586151	NBH06020K	●	N	15	6	11	20	19	125	10	5	20	20	SBF./SHF..	SBG../SFG../SBT../SSP..
5586144	NBH08020K	●	N	17	8	11	20	19	125	10	5	20	20	SBF./SHF..	SBG../SFG../SSP..
5631494	NBH03022K	●	N	12	3	11	22	21	125	10	5	10	10	SBF./SHF./SBB..	SBG../SBT../SSP..
5586318	NBH04022K	●	N	13	4	11	22	21	125	10	5	15	15	SBF./SHF./SBB..	SBG../SBT../SSP..
5586292	NBH05022K	●	N	14	5	11	22	21	125	10	5	15	15	SBF./SHF..	SBG../SBT../SSP..
5586284	NBH06022K	●	N	15	6	11	22	21	125	10	5	20	20	SBF./SHF..	SBG../SFG../SBT../SSP..
5586276	NBH08022K	●	N	17	8	11	22	21	125	10	5	20	20	SBF./SHF..	SBG../SFG../SSP..
5631528	NBH03023K	●	N	12	3	11	23	21	125	10	5	10	10	SBF./SHF./SBB..	SBG../SBT../SSP..
5651336	NBH04023K	●	N	13	4	11	23	21	125	10	5	15	15	SBF./SHF./SBB..	SBG../SBT../SSP..
5631536	NBH05023K	●	N	14	5	11	23	21	125	10	5	15	15	SBF./SHF..	SBG../SBT../SSP..
5631544	NBH06023K	●	N	15	6	11	23	21	125	10	5	20	20	SBF./SHF..	SBG../SFG../SBT../SSP..
5631551	NBH08023K	●	N	17	8	11	23	21	125	10	5	20	20	SBF./SHF..	SBG../SFG../SSP..
5631593	NBH03025K-MET	●	N	12	3	11	25	24	125	10	5	10	10	SBF./SHF./SBB..	SBG../SBT../SSP..
5651328	NBH04025K-MET	●	N	13	4	11	25	24	125	10	5	15	15	SBF./SHF./SBB..	SBG../SBT../SSP..
5631627	NBH05025K-MET	●	N	14	5	11	25	24	125	10	5	15	15	SBF./SHF..	SBG../SBT../SSP..
5631635	NBH06025K-MET	●	N	15	6	11	25	24	125	10	5	20	20	SBF./SHF..	SBG../SFG../SBT../SSP..
5631643	NBH08025K-MET	●	N	17	8	11	25	24	125	10	5	20	20	SBF./SHF..	SBG../SFG../SSP..
5631684	NBH03025K	●	N	12	3	11	25.4	24	125	10	5	10	10	SBF./SHF./SBB..	SBG../SBT../SSP..
5586383	NBH04025K	●	N	13	4	11	25.4	24	125	10	5	15	15	SBF./SHF./SBB..	SBG../SBT../SSP..
5586367	NBH05025K	●	N	14	5	11	25.4	24	125	10	5	15	15	SBF./SHF..	SBG../SBT../SSP..
5586359	NBH06025K	●	N	15	6	11	25.4	24	125	10	5	20	20	SBF./SHF..	SBG../SFG../SBT../SSP..
5586342	NBH08025K	●	N	17	8	11	25.4	24	125	10	5	20	20	SBF./SHF..	SBG../SFG../SSP..
5939483	NBH05032K	●	N	14	5	11	32	30	125	10	5	15	15	SBF./SHF..	SBG../SBT../SSP..
5939491	NBH06032K	●	N	15	6	11	32	30	125	10	5	20	20	SBF./SHF..	SBG../SFG../SBT../SSP..
5939525	NBH08032K	●	N	17	8	11	32	30	125	10	5	20	20	SBF./SHF..	SBG../SFG../SSP..

Grooving/
Side-Turning

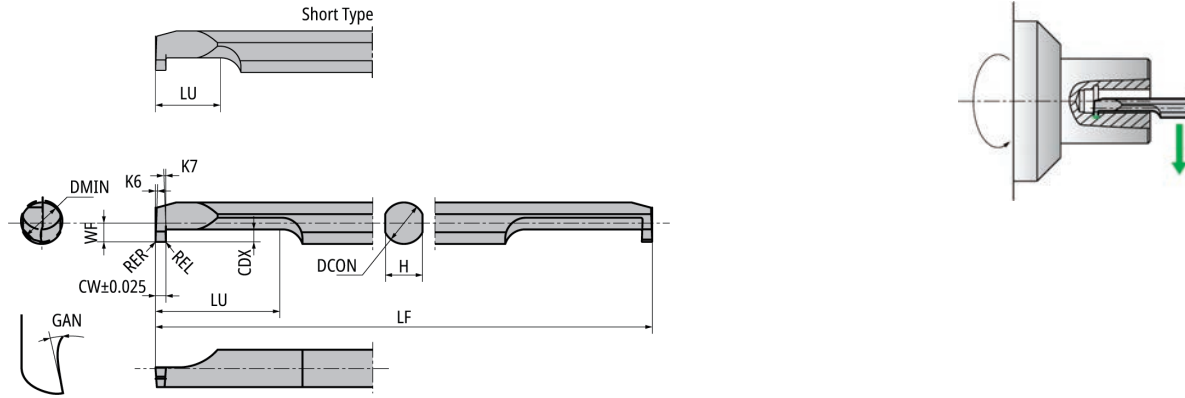
Spare Parts

Item Number	Clamp screw			Wrench (for Clamp screw)
	①	②	③	
NBH03020K	SS0404F	SS0404F	SS0406F	LW-2
NBH04020K	SS0404F	SS0406F	SS0406F	LW-2
NBH05020K	SS0404F	SS0406F	SS0406F	LW-2
NBH06020K	SS0404F	SS0406F	SS0406F	LW-2
NBH08020K	SS0404F	SS0404F	SS0404F	LW-2
NBH03022K	SS0404F	SS0406F	SS0408F	LW-2
NBH04022K	SS0404F	SS0406F	SS0406F	LW-2
NBH05022K	SS0404F	SS0406F	SS0406F	LW-2
NBH06022K	SS0404F	SS0406F	SS0406F	LW-2
NBH08022K	SS0404F	SS0406F	SS0406F	LW-2
NBH03023K	SS0404F	SS0406F	SS0408F	LW-2
NBH04023K	SS0404F	SS0406F	SS0406F	LW-2
NBH05023K	SS0404F	SS0406F	SS0406F	LW-2
NBH06023K	SS0404F	SS0406F	SS0406F	LW-2
NBH08023K	SS0404F	SS0406F	SS0406F	LW-2
NBH03025K-MET	SS0404F	SS0406F	SS0408F	LW-2
NBH04025K-MET	SS0404F	SS0408F	SS0408F	LW-2
NBH05025K-MET	SS0404F	SS0408F	SS0408F	LW-2
NBH06025K-MET	SS0404F	SS0408F	SS0408F	LW-2
NBH08025K-MET	SS0404F	SS0406F	SS0406F	LW-2
NBH03025K	SS0404F	SS0406F	SS0408F	LW-2
NBH04025K	SS0404F	SS0408F	SS0408F	LW-2
NBH05025K	SS0404F	SS0408F	SS0408F	LW-2
NBH06025K	SS0404F	SS0408F	SS0408F	LW-2
NBH08025K	SS0404F	SS0406F	SS0406F	LW-2
NBH05032K	SS0404F	SS0408F	SS0408F	LW-2
NBH06032K	SS0404F	SS0408F	SS0408F	LW-2
NBH08032K	SS0404F	SS0408F	SS0408F	LW-2

ID Grooving | STICK DUO

SBG.. series/Insert bar Carbide

SBG-S Short type / Two-sided

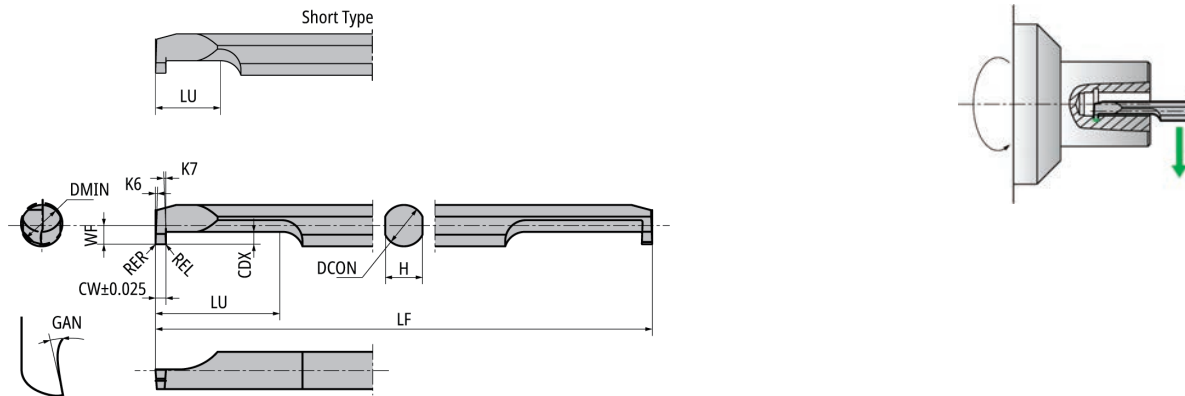


● Diagram shows right-hand tool

Item Number	Hand	Chip-breaker	DMIN	APMX	CDX	CW	DCON	GAN	H	K6	K7	LF	LU	REL	RER	WF	Carbide PVD ZM3
			mm	mm	mm	mm	mm	mm	°	mm	°	°	mm	mm	mm	mm	
SBG030050RB-S	R	Yes	3	0.8	1	0.5	3	8	2.7	2	2	50	4.5	0.05	0.05	1.3	●
SBG030075RB-S	R	Yes	3	0.8	1	0.75	3	8	2.7	2	2	50	4.5	0.05	0.05	1.3	●
SBG030100RB-S	R	Yes	3	0.8	1	1	3	8	2.7	2	2	50	4.5	0.05	0.05	1.3	●
SBG030150RB-S	R	Yes	3	0.8	1	1.5	3	8	2.7	2	2	50	4.5	0.05	0.05	1.3	●
SBG040050RB-S	R	Yes	4	1	1.2	0.5	4	8	3.6	2	2	60	6	0.05	0.05	1.8	●
SBG040075RB-S	R	Yes	4	1	1.2	0.75	4	8	3.6	2	2	60	6	0.05	0.05	1.8	●
SBG040100RB-S	R	Yes	4	1	1.2	1	4	8	3.6	2	2	60	6	0.05	0.05	1.8	●
SBG040150RB-S	R	Yes	4	1	1.2	1.5	4	8	3.6	2	2	60	6	0.05	0.05	1.8	●
SBG050050RB-S	R	Yes	5	1.2	1.4	0.5	5	8	4.5	2	2	70	7.5	0.05	0.05	2.3	●
SBG050100RB-S	R	Yes	5	1.2	1.4	1	5	8	4.5	2	2	70	7.5	0.05	0.05	2.3	●
SBG050150RB-S	R	Yes	5	1.2	1.4	1.5	5	8	4.5	2	2	70	7.5	0.05	0.05	2.3	●
SBG050200RB-S	R	Yes	5	1.2	1.4	2	5	8	4.5	2	2	70	7.5	0.05	0.05	2.3	●
SBG060100RB-S	R	Yes	6	1.8	2	1	6	8	5.4	2	2	80	7.5	0.05	0.05	2.8	●
SBG060150RB-S	R	Yes	6	1.8	2	1.5	6	8	5.4	2	2	80	7.5	0.05	0.05	2.8	●
SBG060200RB-S	R	Yes	6	1.8	2	2	6	8	5.4	2	2	80	7.5	0.05	0.05	2.8	●
SBG080100RB-S	R	Yes	8	2.2	2.4	1	8	8	7.3	2	2	80	8.5	0.05	0.05	3.8	●
SBG080150RB-S	R	Yes	8	2.2	2.4	1.5	8	8	7.3	2	2	80	8.5	0.05	0.05	3.8	●
SBG080200RB-S	R	Yes	8	2.2	2.4	2	8	8	7.3	2	2	80	8.5	0.05	0.05	3.8	●

Grooving/
Side-Turning
T

SBG Long type / Two-sided



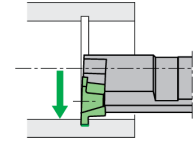
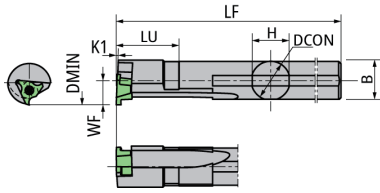
● Diagram shows right-hand tool

Item Number	Hand	Chip-breaker	DMIN	APMX	CDX	CW	DCON	GAN	H	K6	K7	LF	LU	REL	RER	WF	Carbide PVD ZM3
			mm	mm	mm	mm	mm	mm	°	mm	°	°	mm	mm	mm	mm	
SBG030050RB	R	Yes	3	0.8	1	0.5	3	8	2.7	2	2	50	9	0.05	0.05	1.3	●
SBG030075RB	R	Yes	3	0.8	1	0.75	3	8	2.7	2	2	50	9	0.05	0.05	1.3	●
SBG030100RB	R	Yes	3	0.8	1	1	3	8	2.7	2	2	50	9	0.05	0.05	1.3	●
SBG040050RB	R	Yes	4	1	1.2	0.5	4	8	3.6	2	2	60	12	0.05	0.05	1.8	●
SBG040075RB	R	Yes	4	1	1.2	0.75	4	8	3.6	2	2	60	12	0.05	0.05	1.8	●
SBG040100RB	R	Yes	4	1	1.2	1	4	8	3.6	2	2	60	12	0.05	0.05	1.8	●
SBG050050RB	R	Yes	5	1.2	1.4	0.5	5	8	4.5	2	2	70	20	0.05	0.05	2.3	●
SBG050100RB	R	Yes	5	1.2	1.4	1	5	8	4.5	2	2	70	20	0.05	0.05	2.3	●
SBG050150RB	R	Yes	5	1.2	1.4	1.5	5	8	4.5	2	2	70	20	0.05	0.05	2.3	●
SBG060100RB	R	Yes	6	1.8	2	1	6	8	5.4	2	2	80	20	0.05	0.05	2.8	●
SBG060150RB	R	Yes	6	1.8	2	1.5	6	8	5.4	2	2	80	20	0.05	0.05	2.8	●
SBG060200RB	R	Yes	6	1.8	2	2	6	8	5.4	2	2	80	20	0.05	0.05	2.8	●
SBG080100RB	R	Yes	8	2.2	2.4	1	8	8	7.3	2	2	80	20	0.05	0.05	3.8	●
SBG080150RB	R	Yes	8	2.2	2.4	1.5	8	8	7.3	2	2	80	20	0.05	0.05	3.8	●
SBG080200RB	R	Yes	8	2.2	2.4	2	8	8	7.3	2	2	80	20	0.05	0.05	3.8	●

ID Grooving

GTG.. series/Toolholders

S-BG Mogul Bar / Steel shank



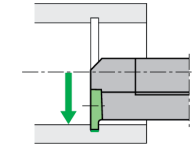
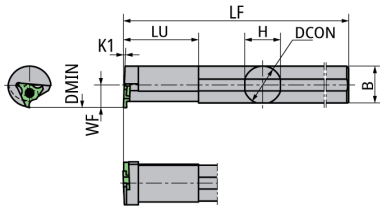
● Diagram shows right-hand tool
NOTE: Use a left-handed insert.

EDP	Item Number	Stock	Hand	DMIN mm	APMX mm	B mm	CW mm	DCON mm	H mm	K1 °	LF mm	LU mm	WF mm	Insert Gage
5854500	S08H-BGR10D10	●	R	10	1	7.85	0.5-2	8	7.7	2	120	20	5	GTG10..
5854518	S10K-BGR10D12	●	R	12	1	9.8	0.5-2	10	9.6	2	120	25	6	GTG10..

Spare Parts

Item Number	Clamp screw	Wrench (for Clamp screw)
S08H-BGR10D10	LR-S-2.5*6.8	CLR-15S
S10K-BGR10D12	LR-S-2.5*6.8	CLR-15S

BG Steel shank



● Diagram shows right-hand tool
NOTE: Use a left-handed insert.

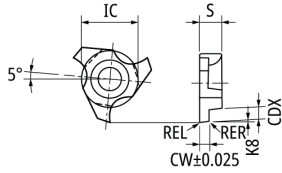
EDP	Item Number	Stock	Hand	DMIN mm	APMX mm	B mm	CW mm	DCON mm	H mm	K1 °	LF mm	LU mm	WF mm	Insert Gage
5711585	BGR08-00S	●	R	10	1	7.5	0.5-2	8	7	2	125	20	5	GTG10..
5711593	BGR08-10S	●	R	10	1	7.5	1.5-2	8	7	2	125	20	5	GTG10..
5711601	BGR10-00S	●	R	12	1	9.5	0.5-2	10	9	2	150	25	6	GTG10..
5711619	BGR10-10S	●	R	12	1	9.5	1.5-2	10	9	2	150	25	6	GTG10..
5711627	BGR12-00S	●	R	14	2	11.5	1-2	12	11	2	180	30	7	GTG14..
5711635	BGR12-12S	●	R	14	2	11.5	1.75-2	12	11	2	180	30	7	GTG14..
5711643	BGR14-00S	●	R	16	2	13.5	1-2	14	13	2	180	35	8	GTG14..
5711650	BGR14-12S	●	R	16	2	13.5	1.75-2	14	13	2	180	35	8	GTG14..
5536362	BGR16	●	R	20	3	15.5	1.5-2	16	15	2	200	40	10	GTG20..
5435433	BGR20	●	R	25	3	19.5	1.5-2	20	19	2	200	40	12	GTG20..

Spare Parts

Item Number	Clamp screw	Wrench (for Clamp screw)
BGR08-00S	LR-S-2.5*6.8	CLR-15S
BGR08-10S	LR-S-2.5*6.8	CLR-15S
BGR10-00S	LR-S-2.5*6.8	CLR-15S
BGR10-10S	LR-S-2.5*6.8	CLR-15S
BGR12-00S	LR-S-3*7.8	RLR-20S
BGR12-12S	LR-S-3*7.8	RLR-20S
BGR14-00S	LR-S-3*7.8	RLR-20S
BGR14-12S	LR-S-3*7.8	RLR-20S
BGR16	LR-S-3*7.8	RLR-20S
BGR20	LR-S-3*7.8	RLR-20S

GTG.. series/Inserts Carbide

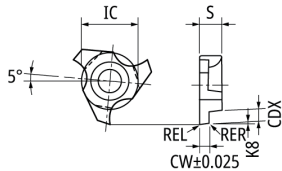
GTG..005



● Diagram shows left-hand tool

Item Number	Hand	Chip-breaker	APMX	CDX	CW	EPSR	IC	K8	REL	RER	S	Carbide PVD	
			mm	mm	mm	°	mm	°	mm	mm	mm	TM4	
GTG10050FL005	L	Yes	1	1.2	0.5	60	5.56	2	0.05	0.05	3.18	●	
GTG10075FL005	L	Yes	1	1.2	0.75	60	5.56	2	0.05	0.05	3.18	●	
GTG10100FL005	L	Yes	1	1.2	1	60	5.56	2	0.05	0.05	3.18	●	
GTG10150FL005	L	Yes	1	1.2	1.5	60	5.56	2	0.05	0.05	3.18	●	
GTG10200FL005	L	Yes	1	1.2	2	60	5.56	2	0.05	0.05	3.18	●	

GTG..



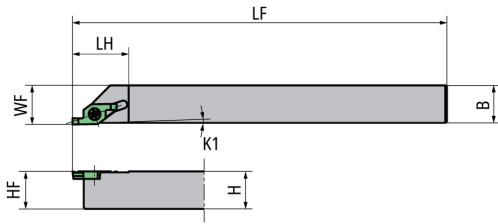
● Diagram shows left-hand tool

Item Number	Hand	Chip-breaker	APMX	CDX	CW	EPSR	IC	K8	REL	RER	S	Carbide PVD	
			mm	mm	mm	°	mm	°	mm	mm	mm	QM3	ZM3
GTG10050FL00	L	Yes	1	1.2	0.5	60	5.56	2	0.05	0.05	3.18	●	
GTG10065FL00	L	Yes	1	1.2	0.65	60	5.56	2	0.05	0.05	3.18	●	
GTG10075FL00	L	Yes	1	1.2	0.75	60	5.56	2	0.05	0.05	3.18	●	
GTG10100FL00	L	Yes	1	1.2	1	60	5.56	2	0.05	0.05	3.18	●	
GTG10150FL00	L	Yes	1	1.2	1.5	60	5.56	2	0.05	0.05	3.18	●	
GTG10200FL01	L	Yes	1	1.2	2	60	5.56	2	0.1	0.1	3.18	●	
GTG14100FL00	L	Yes	2	2.2	1	60	7.94	2	0.05	0.05	3.18	●	
GTG14150FL00	L	Yes	2	2.2	1.5	60	7.94	2	0.05	0.05	3.18	●	
GTG14200FL01	L	Yes	2	2.2	2	60	7.94	2	0.1	0.1	3.18	●	
GTG20150FL	L	Yes	3	3.2	1.5	60	9.525	2	0.2	0.2	3.18	●	
GTG20200FL	L	Yes	3	3.2	2	60	9.525	2	0.2	0.2	3.18	●	

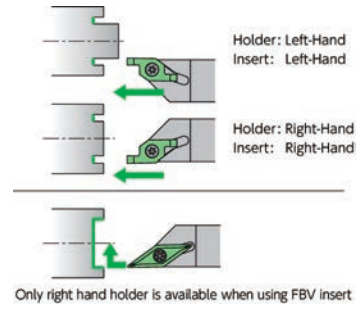
Face Grooving SATURN DUO

FGV/FBV.. series/Toolholders

CH-FGV for horizontal gang style tool post



●Diagram shows right-hand tool

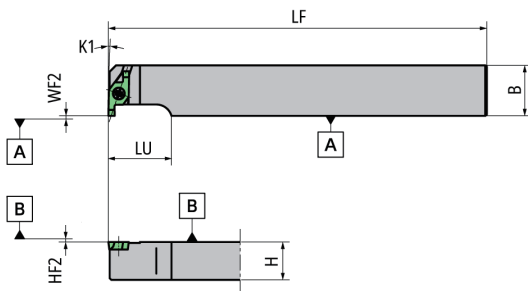


EDP	Item Number	Stock	Hand	B mm	H mm	K1 °	LF mm	LH mm	WF mm	Insert Gage
5691068	CH-FGVR1010	●	R	10	10	1	120	18	10.5	FGV.. FBV..
5691084	CH-FGVR1212	●	R	12	12	1	120	18	12.5	FGV.. FBV..
5691118	CH-FGVR1616	●	R	16	16	1	120	18	16.5	FGV.. FBV..
5691076	CH-FGVL1010	●	L	10	10	1	120	18	10.5	FGV.. -
5691100	CH-FGVL1212	●	L	12	12	1	120	18	12.5	FGV.. -
5691134	CH-FGVL1616	●	L	16	16	1	120	18	16.5	FGV.. -

Spare Parts

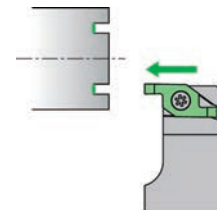
Item Number	Clamp screw	Wrench (for Clamp screw)
CH-FGVR1010	LRIS-2.5*7	CLR-15S
CH-FGVR1212	LRIS-2.5*7	CLR-15S
CH-FGVR1616	LRIS-2.5*7	CLR-15S
CH-FGVL1010	LRIS-2.5*7	CLR-15S
CH-FGVL1212	LRIS-2.5*7	CLR-15S
CH-FGVL1616	LRIS-2.5*7	CLR-15S

FGV for Gang-style machine



●Diagram shows right-hand tool

NOTE: Use a left-handed insert.

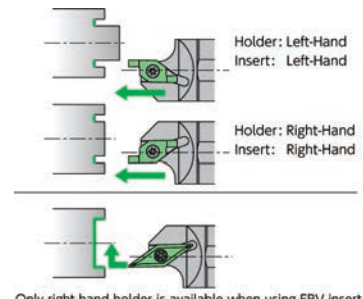
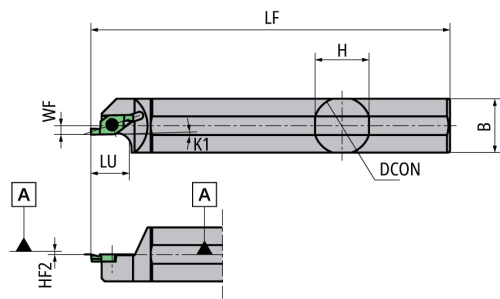


EDP	Item Number	Stock	Hand	B mm	H mm	HF2 mm	K1 °	LF mm	LU mm	WF2 mm	Insert Gage
5691035	FGVR1016	●	R	16	10	0	1	120	20	0	FGV..
5691043	FGVR1216	●	R	16	12	0	1	120	20	0	FGV..
5691050	FGVR1616	●	R	16	16	0	1	120	20	0	FGV..

Spare Parts

Item Number	Clamp screw	Wrench (for Clamp screw)
FGVR1016	LRIS-2.5*7	CLR-15S
FGVR1216	LRIS-2.5*7	CLR-15S
FGVR1616	LRIS-2.5*7	CLR-15S

DS-FGV DS Toolholders



● Diagram shows right-hand tool

EDP	Item Number	Stock	Hand	B mm	DCON mm	H mm	HF2 mm	K1 °	LF mm	LU mm	WF mm	Insert Gage	
5841861	DS-FGVR16-012	●	R	15	16	15	0	1	80	11	3	FGV..	FBV..
5690938	DS-FGVR19	●	R	18	19.05	18	0	1	120	11	3	FGV..	FBV..
5690953	DS-FGVR20	●	R	19	20	19	0	1	120	11	3	FGV..	FBV..
5690979	DS-FGVR22	●	R	21	22	21	0	1	120	11	3	FGV..	FBV..
5950381	DS-FGVR22M	●	R	21	22	21	0	1	150	11	3	FGV..	FBV..
5690995	DS-FGVR25	●	R	24.5	25.4	24.5	0	1	120	11	3	FGV..	FBV..
5918958	DS-FGVR25-MET	●	R	24	25	24	0	1	150	11	3	FGV..	FBV..
5772439	DS-FGVL16-012	●	L	15	16	15	0	1	80	11	3	FGV..	-
5690946	DS-FGVL19	●	L	18	19.05	18	0	1	120	11	3	FGV..	-
5690961	DS-FGVL20	●	L	19	20	19	0	1	120	11	3	FGV..	-
5690987	DS-FGVL22	●	L	21	22	21	0	1	120	11	3	FGV..	-
5950373	DS-FGVL22M	●	L	21	22	21	0	1	150	11	3	FGV..	-
5691001	DS-FGVL25	●	L	24.5	25.4	24.5	0	1	120	11	3	FGV..	-
5952593	DS-FGVL25-MET	●	L	24	25	24	0	1	150	11	3	FGV..	-

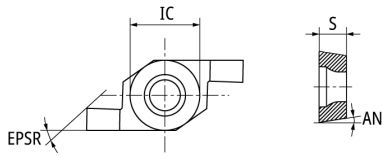
Spare Parts

Item Number	Clamp screw	Wrench (for Clamp screw)
DS-FGVR16-012	LRIS-2.5*7	CLR-15S
DS-FGVR19	LRIS-2.5*7	CLR-15S
DS-FGVR20	LRIS-2.5*7	CLR-15S
DS-FGVR22	LRIS-2.5*7	CLR-15S
DS-FGVR22M	LRIS-2.5*7	CLR-15S
DS-FGVR25	LRIS-2.5*7	CLR-15S
DS-FGVR25-MET	LRIS-2.5*7	CLR-15S
DS-FGVL16-012	LRIS-2.5*7	CLR-15S
DS-FGVL19	LRIS-2.5*7	CLR-15S
DS-FGVL20	LRIS-2.5*7	CLR-15S
DS-FGVL22	LRIS-2.5*7	CLR-15S
DS-FGVL22M	LRIS-2.5*7	CLR-15S
DS-FGVL25	LRIS-2.5*7	CLR-15S
DS-FGVL25-MET	LRIS-2.5*7	CLR-15S

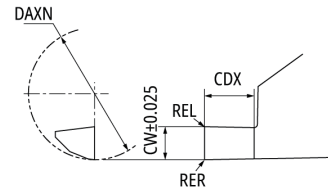
Face Grooving SATURN DUO

FGV_FBV.. series/Inserts Carbide

FGV

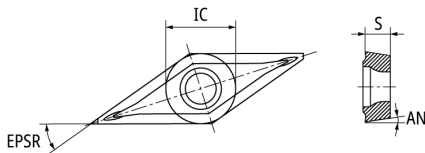


● Diagram shows right-hand tool



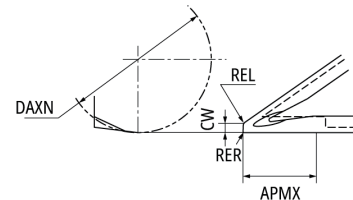
Item Number	Hand	Chip-breaker	DAXN	APMX	CDX	AN	CW	EPSR	IC	REL	RER	S	Carbide PVD TM4
			°	mm	mm	mm	mm	mm	°	mm	mm	mm	
FGV100RB00D6	R	Yes	6	1.5	1.75	7	1	35	6.35	0	0	2.38	●
FGV100RB05D6	R	Yes	6	1.5	1.8	7	1	35	6.35	0.05	0.05	2.38	●
FGV150RB00D6	R	Yes	6	2	2.2	7	1.5	35	6.35	0	0	2.38	●
FGV150RB05D6	R	Yes	6	2	2.3	7	1.5	35	6.35	0.05	0.05	2.38	●
FGV200RB00D6	R	Yes	6	3	3.2	7	2	35	6.35	0	0	2.38	●
FGV200RB05D6	R	Yes	6	3	3.3	7	2	35	6.35	0.05	0.05	2.38	●
FGV100LB00D6	L	Yes	6	1.5	1.75	7	1	35	6.35	0	0	2.38	●
FGV100LB05D6	L	Yes	6	1.5	1.8	7	1	35	6.35	0.05	0.05	2.38	●
FGV150LB00D6	L	Yes	6	2	2.2	7	1.5	35	6.35	0	0	2.38	●
FGV150LB05D6	L	Yes	6	2	2.3	7	1.5	35	6.35	0.05	0.05	2.38	●
FGV200LB00D6	L	Yes	6	3	3.2	7	2	35	6.35	0	0	2.38	●
FGV200LB05D6	L	Yes	6	3	3.3	7	2	35	6.35	0.05	0.05	2.38	●

FBV



● Diagram shows right-hand tool

Note: Only CH-FGVR and DS-FGVR can take FBV Right hand insert.

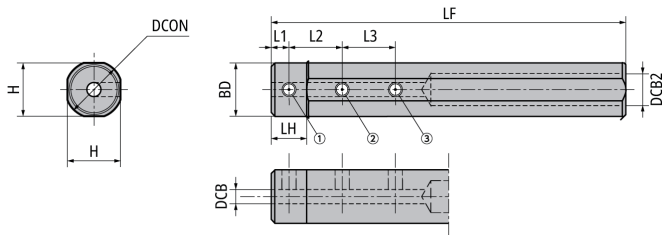


Item Number	Hand	Chip-breaker	DAXN	APMX	AN	CW	EPSR	IC	REL	RER	S	Carbide PVD TM4
			mm	mm	°	mm	°	mm	mm	mm	mm	
FBV40R05D8AM3	R	Yes	8	4	7	(0.5)	35	6.35	0.2	0.05	2.38	●
FBV40R15D8AM3	R	Yes	8	4	7	(0.5)	35	6.35	0.2	0.15	2.38	●

ID Face Grooving STICK DUO

SFG.. series/Sleeve

■ NBH Shank diameter $\varphi 16 - \varphi 19.05$

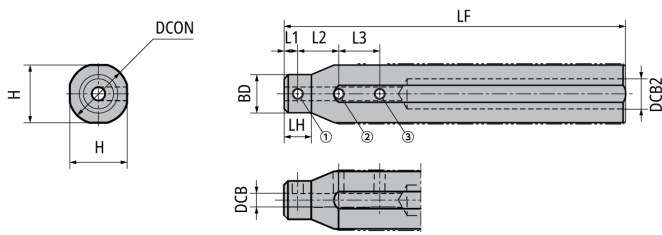


EDP	Item Number	Stock	Hand	BD mm	DCB mm	DCB2 mm	DCON mm	H mm	LF mm	LH mm	L1 mm	L2 mm	L3 mm	Insert Gage
5585971	NBH06015H	●	N	15	6	9	15.875	15	100	10	5	20	20	SBF../SHF.. SBG../SFG../SBT../SSP..
5585963	NBH08015H	●	N	15	8	9	15.875	15	100	10	5	20	20	SBF../SHF.. SBG../SFG../SSP..
5586060	NBH06016H	●	N	15	6	9	16	15	100	10	5	20	20	SBF../SHF.. SBG../SFG../SBT../SSP..
5586052	NBH08016H	●	N	15	8	9	16	15	100	10	5	20	20	SBF../SHF.. SBG../SFG../SSP..
5586003	NBH06019K	●	N	18	6	11	19.05	18	125	10	5	20	20	SBF../SHF.. SBG../SFG../SBT../SSP..
5586227	NBH08019K	●	N	18	8	11	19.05	18	125	10	5	20	20	SBF../SHF.. SBG../SFG../SSP..

■ Spare Parts

Item Number	Clamp screw			Wrench (for Clamp screw)
	①	②	③	
NBH06015H	SS0404F	SS0404F	SS0404F	LW-2
NBH08015H	SS0403F	SS0403F	SS0403F	LW-2
NBH06016H	SS0404F	SS0404F	SS0404F	LW-2
NBH08016H	SS0403F	SS0403F	SS0403F	LW-2
NBH06019K	SS0406F	SS0406F	SS0406F	LW-2
NBH08019K	SS0404F	SS0404F	SS0404F	LW-2

■ NBH Shank diameter $\varphi 20 - \varphi 32$



EDP	Item Number	Stock	Hand	BD mm	DCB mm	DCB2 mm	DCON mm	H mm	LF mm	LH mm	L1 mm	L2 mm	L3 mm	Insert Gage
5586151	NBH06020K	●	N	15	6	11	20	19	125	10	5	20	20	SBF../SHF.. SBG../SFG../SBT../SSP..
5586144	NBH08020K	●	N	17	8	11	20	19	125	10	5	20	20	SBF../SHF.. SBG../SFG../SSP..
5586284	NBH06022K	●	N	15	6	11	22	21	125	10	5	20	20	SBF../SHF.. SBG../SFG../SBT../SSP..
5586276	NBH08022K	●	N	17	8	11	22	21	125	10	5	20	20	SBF../SHF.. SBG../SFG../SSP..
5631544	NBH06023K	●	N	15	6	11	23	21	125	10	5	20	20	SBF../SHF.. SBG../SFG../SBT../SSP..
5631551	NBH08023K	●	N	17	8	11	23	21	125	10	5	20	20	SBF../SHF.. SBG../SFG../SSP..
5631635	NBH06025K-MET	●	N	15	6	11	25	24	125	10	5	20	20	SBF../SHF.. SBG../SFG../SBT../SSP..
5631643	NBH08025K-MET	●	N	17	8	11	25	24	125	10	5	20	20	SBF../SHF.. SBG../SFG../SSP..
5586359	NBH06025K	●	N	15	6	11	25.4	24	125	10	5	20	20	SBF../SHF.. SBG../SFG../SBT../SSP..
5586342	NBH08025K	●	N	17	8	11	25.4	24	125	10	5	20	20	SBF../SHF.. SBG../SFG../SSP..
5939491	NBH06032K	●	N	15	6	11	32	30	125	10	5	20	20	SBF../SHF.. SBG../SFG../SBT../SSP..
5939525	NBH08032K	●	N	17	8	11	32	30	125	10	5	20	20	SBF../SHF.. SBG../SFG../SSP..

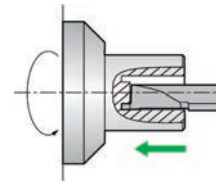
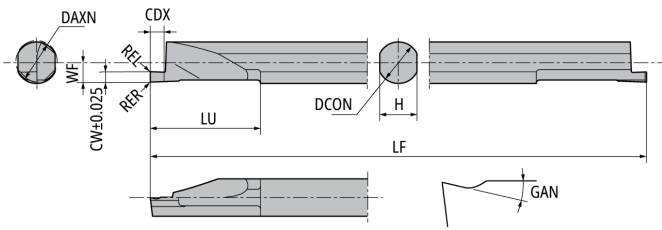
■ Spare Parts

Item Number	Clamp screw			Wrench (ID for Clamp screw)
	①	②	③	
NBH06020K	SS0404F	SS0406F	SS0406F	LW-2
NBH08020K	SS0404F	SS0404F	SS0404F	LW-2
NBH06022K	SS0404F	SS0406F	SS0406F	LW-2
NBH08022K	SS0404F	SS0406F	SS0406F	LW-2
NBH06023K	SS0404F	SS0406F	SS0406F	LW-2
NBH08023K	SS0404F	SS0406F	SS0406F	LW-2
NBH06025K-MET	SS0404F	SS0408F	SS0408F	LW-2
NBH08025K-MET	SS0404F	SS0406F	SS0406F	LW-2
NBH06025K	SS0404F	SS0408F	SS0408F	LW-2
NBH08025K	SS0404F	SS0406F	SS0406F	LW-2
NBH06032K	SS0404F	SS0408F	SS0408F	LW-2
NBH08032K	SS0404F	SS0408F	SS0408F	LW-2

ID Face Grooving STICK DUO

SFG.. series/Insert bar Carbide

SFG



● Diagram shows right-hand tool

Item Number	Hand	Chip-breaker	DAXN	APMX	CDX	CW	DCON	GAN	H	LF	LU	REL	RER	WF	Carbide
			mm	mm	mm	mm	mm	°	mm	mm	mm	mm	mm	mm	PVD TM4
SFG060R100B	R	Yes	6	1.5	1.7	1	6	14	5.4	80	16	0.05	0.05	2.8	●
SFG060R150B	R	Yes	6	2	2.2	1.5	6	14	5.4	80	16	0.05	0.05	2.8	●
SFG060R200B	R	Yes	6	3	3.2	2	6	14	5.4	80	16	0.05	0.05	2.8	●
SFG080R100B	R	Yes	8	1.5	1.7	1	8	14	7.3	80	16	0.05	0.05	3.8	●
SFG080R150B	R	Yes	8	2	2.2	1.5	8	14	7.3	80	16	0.05	0.05	3.8	●
SFG080R200B	R	Yes	8	3	3.2	2	8	14	7.3	80	16	0.05	0.05	3.8	●
SFG080R300B	R	Yes	8	3	3.2	3	8	14	7.3	80	16	0.05	0.05	3.8	●