〈80 Grad rhombische positive Platten〉

Bezeichnung	IC	Dicke	Winkel
CC_0602	6.35	2.38	7°
CC_09T3	9.525	3.97	7°

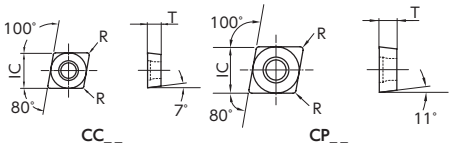

	ST4	ZM3	QM3	VM1	TM4	DT4	DM4	CP1	CP7	KM1
Kohlenstoff/Leg.Stahl	●	●	●	●	●	●	●		●	●
Edelstahl/Stahlguss	●	●	●	●	●	●	●			●
Grau / Sphäroguss								●		
Aluminium/NE-Metall		●		●	●					●
Nickel-Basis Leg.	●		●		●	●	●			
Gehärtete Materialien	●		●			●	●			

● : Empfehlung
● : Alternative

Form	ISO-Bezeichnung	Inch-Bezeichnung	R	ST4	ZM3	QM3	VM1	TM4	DT4	DM4	CP1	CP7	KM1	Spankontrolle	Werkzeug-halter Siehe Seite:
				Hartmetall											
				PVD-Beschichtet							CVD-Besch.				
AM3	CCGT 060200 FNAM3		0.03				●	●	●					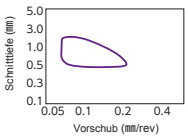	
	060202 FNAM3		0.2		●		●								
	060204 FNAM3		0.4		●										
	060201M FNAM3		*0.08	●		●		●	●						
	060202M FNAM3		*0.18	●		●		●	●						
	060204M FNAM3		*0.38	●		●		●	●						
	CCGT 09T300 FNAM3		0.03				●	●	●						
	09T302 FNAM3		0.2			●	●								
	09T304 FNAM3		0.4			●	●								
	09T301M FNAM3		*0.08	●	●	●	●	●	●						
	09T302M FNAM3		*0.18	●	●	●	●	●	●						
	09T304M FNAM3		*0.38	●	●	●	●	●	●						
	CCMT 060202 FNAM3		0.2							●					
	060204 FNAM3		0.4							●					
	CCMT 09T302 FNAM3		0.2							●					
	09T304 FNAM3		0.4							●					
	09T308 FNAM3		0.8							●					
 AZ7	CCGT 060200 AZ7		0.03			●								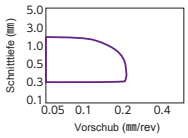	G23 K28
	060201M AZ7		*0.08			●									
	060202M AZ7		*0.18			●									
	CCGT 09T300 AZ7		0.03		●	●		●	●						
	09T301M AZ7		*0.08		●	●		●	●						
	09T302M AZ7		*0.18		●	●		●	●						
	09T304M AZ7		*0.38		●	●		●	●						
AZ8	CCMT 060202 ENAAZ8		0.2									●		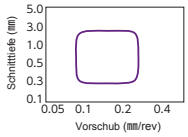	
	060204 ENBAZ8		0.4									●			
	060208 ENBAZ8		0.8									●			
	CCMT 09T302 ENAAZ8		0.2									●			
	09T304 ENBAZ8		0.4									●			
	09T308 ENBAZ8		0.8									●			
F1 Rechte Ansicht	CCGT 060201 FR/LF1		0.1	R		R		R						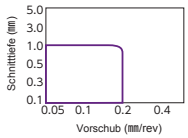	
	060202 FR/LF1		0.2	R		R		R							
	060204 FR/LF1		0.4	R		R		R							
	CCGT 09T302 FR/LF1		0.2	R		R		R							
	09T304 FR/LF1		0.4	R		R		R							
KHG	CCET 0602005 R/LKHG		0.05				●							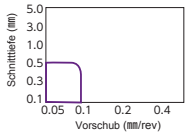	
	0602008 R/LKHG		0.08				●								
	0602018 R/LKHG		0.18				●								
	060202 R/LKHG		0.2				●								
	CCET 09T3005 R/LKHG		0.05				●	R							
	09T3008 R/LKHG		0.08				●	R							
	09T3018 R/LKHG		0.18				●	R							
	09T302 R/LKHG		0.2				●	R							

* Wendeschneidplatten mit der Radiusbezeichnung 01M 02M oder 04M sind im Radius um 0.02mm kleiner geschliffen um bei Bedarf in der Werkstückzeichnung diese Radien auszufahren.

● : Standard-Artikel ● : Neue Artikel ■ : Auf Anfrage ★ : Festgelegte Ausführung

〈80 Grad rhombische positive Platten〉

Bezeichnung	IC	Dicke	Winkel
CC_0602	6.35	2.38	7°
CC_09T3	9.525	3.97	7°

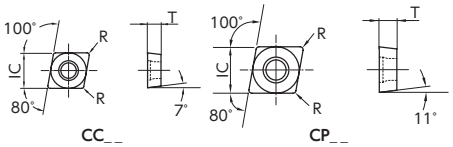

	ST4	ZM3	QM3	VM1	TM4	DT4	DM4	CP1	CP7	KM1
Kohlenstoff/Leg.Stahl	●	●	●	●	●	●	●		●	●
Edelstahl/Stahlguss	●	●	●	●	●	●	●			●
Grau / Sphäroguss								●		
Aluminium/NE-Metall		●		●	●					●
Nickel-Basis Leg.	●		●		●	●	●			
Gehärtete Materialien	●		●			●	●			

● : Empfehlung
● : Alternative

Form	ISO-Bezeichnung	Inch-Bezeichnung	R	ST4	ZM3	QM3	VM1	TM4	DT4	DM4	CP1	CP7	KM1	Spankontrolle	Werkzeug-halter Siehe Seite:
S Linke Ansicht	CCGT 060200 R/L S		0.03		●		●		R					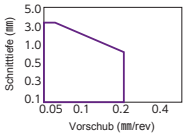	G23 K28
	060201 R/L S		0.1		●		●								
	060202 R/L S		0.2		●		●								
	060201M R/L S		*0.08			R			R						
	060202M R/L S		*0.18			R			R						
	CCGT 09T300 R/L S		0.03		R		●	R	R						
	09T301 R/L S		0.1		●	R	●								
	09T302 R/L S		0.2		R	R	●								
	09T304 R/L S		0.4			R									
	09T301M R/L S		*0.08			R		R	R						
	09T302M R/L S		*0.18			R		R	R						
	09T304M R/L S		*0.38			R		R	R						
 U・U1 Rechte Ansicht	CCGT 060200 R/L U		0.03		R				R					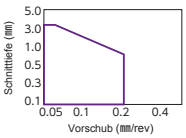	
	060201 R/L U		0.1		●				R						
	060202 R/L U		0.2		●				R						
	CCGT 09T300 R/L U1		0.03		●			R	R						
	09T301 R/L U1		0.1		●			R	R						
	09T302 R/L U1		0.2		●			R	R						
	09T304 R/L U1		0.4		●			R	R						
 CL ※2	CCGT 060201M CL		*0.08	●		●		●	●	●				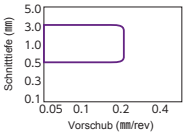	
	060202M CL		*0.18	●		●		●	●	●					
	09T300 CL		0.03					●	●						
	09T301M CL		*0.08	●		●		●	●	●					
	09T302M CL		*0.18	●		●		●	●	●					
	09T304M CL		*0.38	●		●		●	●	●					
YL	CCGT 09T300 YL		0.03					●	●					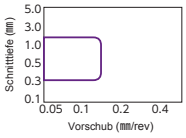	
	09T301M YL		0.08	●		●		●	●	●					
	09T302M YL		0.18	●		●		●	●	●					
	09T304M YL		0.38	●		●		●	●	●					
	09T308M YL		0.78	●		●		●	●	●					
 Ohne Spanbrecher	CCGW 060200 FN		0.03		●									—	
	060201 FN		0.1		●										
	060200 H		0.03										●		
	060201 H		0.1										●		
	060202 H		0.2										●		
	CCGW 09T300 FN		0.03		●										
	09T301 FN		0.1		●										
	09T300 H		0.03										●		
	09T301 H		0.1										●		
	09T302 H		0.2										●		
	09T302M P		*0.18						●						
	09T30 V		0.0				●								
	09T301 P		0.1				●								
	09T302 P		0.2				●								

*Wendeschneidplatten mit der Radiusbezeichnung 01M; 02M oder 04M sind im Radius um 0.02mm kleiner geschliffen, um bei Bedarf in der Werkstückzeichnung diese Radien auszufahren.

*2)Die Ausführung des CL-Spanbrechers hat eine höhere Schneidkante. Spitzenhöhe beachten und gegebenenfalls einstellen.

● : Standard-Artikel ● : Neue Artikel ■ : Auf Anfrage ★ : Festgelegte Ausführung

STICK DUO

NBH Schaftdurchmesser φ 15.875 ～ 19.05

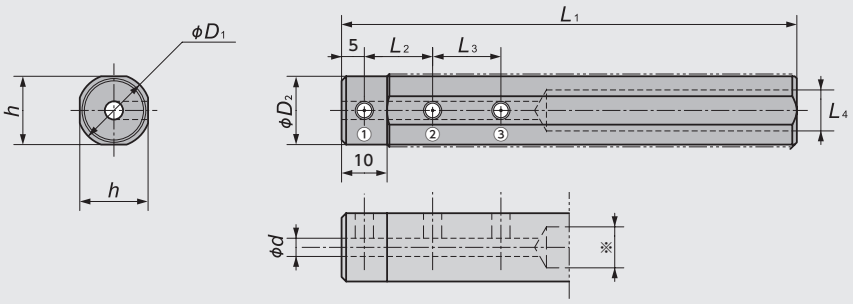

Abb. 1

NBH Schaftdurchmesser φ 20.0 ～ 32.0

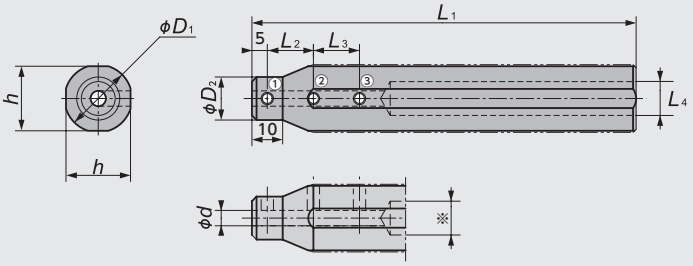

Abb. 2

Abmessungen und Ersatzteilinformationen

Abb.	Artikelnr.	Bezeichnung	Standard	Abmessungen (mm) φd	φD1	φD2	h	L1	L2	L3	L4	KLemmschraube ①	②	③	Schlüssel
1	5631403	**NBH02015H**	●	2.0	15.875	15	15	100	10	—	9.0	SS0406F	SS0406F	—	LW-2
	5702915	**02515H**	●	2.5											
	5631411	**03015H**	●	3.0						10		SS0404F	SS0404F	SS0404F	
	5586110	**03515H**	●	3.5											
	5586128	**04015H**	●	4.0					15	15					
	5585997	**04515H**	●	4.5											
	5585989	**05015H**	●	5.0											
	5585971	**06015H**	●	6.0					20	20					
	5585963	**08015H**	●	8.0								SS0403F	SS0403F	SS0403F	
	5631429	**NBH02016H**	●	2.0	16	15	15	100	10	—	9.0	SS0406F	SS0406F	—	LW-2
	5702899	**02516H**	●	2.5											
	5631437	**03016H**	●	3.0						10		SS0404F	SS0404F	SS0404F	
	5586102	**03516H**	●	3.5											
	5586094	**04016H**	●	4.0					15	15					
	5586086	**04516H**	●	4.5											
	5586078	**05016H**	●	5.0											
	5586060	**06016H**	●	6.0					20	20					
	5774195	**07016H**	●	7.0								SS0403F			
	5586052	**08016H**	●	8.0									SS0403F	SS0403F	
	5631445	**NBH02019K**	●	2.0	19.05	18	18	125	10	—	11.0	SS0408F	SS0408F	—	LW-2
	5702907	**02519K**	●	2.5											
	5631452	**03019K**	●	3.0						10		SS0406F	SS0406F	SS0406F	
	5586045	**03519K**	●	3.5											
	5586037	**04019K**	●	4.0					15	15					
	5586029	**04519K**	●	4.5											
	5586011	**05019K**	●	5.0											
	5586003	**06019K**	●	6.0					20	20					
	5774203	**07019K**	●	7.0								SS0404F	SS0404F	SS0404F	
	5586227	**08019K**	●	8.0											
	5586219	**10019K**	●	10.0								SS0403F			

Abb.	Artikelnr.	Bezeichnung	Standard	Abmessungen (mm)								KLemmschraube			Schlüssel
				φ d	φ D_1	φ D_2	h	L_1	L_2	L_3	L_4	①	②	③	
2	5631460	**NBH02020K**	●	2.0	20	11	19	125	10	—	11.0	SS0404F	SS0404F	—	LW-2
	5702881	**02520K**	●	2.5											
	5631478	**03020K**	●	3.0		12				10				SS0406F	
	5586201	**03520K**	●	3.5											
	5586185	**04020K**	●	4.0		13			15	15			SS0406F		
	5586177	**04520K**	●	4.5											
	5586169	**05020K**	●	5.0		14									
	5586151	**06020K**	●	6.0		15			20	20					
	5774211	**07020K**	●	7.0		16									
	5586144	**08020K**	●	8.0		17							SS0404F	SS0404F	
	5586136	**10020K**	●	10.0		19									
	5914742	**12020K**	●	12.0					25	25		SS0403F	SS0403F	SS0403F	
	5631486	**NBH02022K**	●	2.0	22	11	21	125	10	—	11.0	SS0404F	SS0406F	—	LW-2
	5702873	**02522K**	●	2.5											
	5631494	**03022K**	●	3.0		12				10				SS0408F	
	5586326	**03522K**	●	3.5										SS0406F	
	5586318	**04022K**	●	4.0		13			15	15					
	5586300	**04522K**	●	4.5											
	5586292	**05022K**	●	5.0		14									
	5586284	**06022K**	●	6.0		15			20	20					
	5774229	**07022K**	●	7.0		16									
	5586276	**08022K**	●	8.0		17									
	5586268	**10022K**	●	10.0		19							SS0404F	SS0404F	
	5631502	**12022K**	●	12.0		21			25	25					
	5631510	**NBH02023K**	●	2.0	23	11	21	125	10	—	11.0	SS0404F	SS0406F	—	LW-2
	5702857	**02523K**	●	2.5											
	5631528	**03023K**	●	3.0		12				10				SS0408F	
	5586250	**03523K**	●	3.5										SS0406F	
	5651336	**04023K**	●	4.0		13			15	15					
	5586243	**04523K**	●	4.5											
	5631536	**05023K**	●	5.0		14									
	5631544	**06023K**	●	6.0		15			20	20					
	5631551	**08023K**	●	8.0		17									
	5631569	**10023K**	●	10.0		19							SS0404F	SS0404F	
	5631577	**12023K**	●	12.0		21			25	25					
	5631585	**NBH02025K-MET**	●	2.0	25	11	24	125	10	—	11.0	SS0404F	SS0406F	—	LW-2
	5704283	**02525K-MET**	●	2.5											
	5631593	**03025K-MET**	●	3.0		12				10				SS0408F	
	5631601	**03525K-MET**	●	3.5											
	5651328	**04025K-MET**	●	4.0		13			15	15			SS0408F		
	5631619	**04525K-MET**	●	4.5											
	5631627	**05025K-MET**	●	5.0		14									
	5631635	**06025K-MET**	●	6.0		15			20	20					
	5774252	**07025K-MET**	●	7.0		16									
	5631643	**08025K-MET**	●	8.0		17							SS0406F	SS0406F	
	5631650	**10025K-MET**	●	10.0		19									
	5631668	**12025K-MET**	●	12.0		21			25	25			SS0404F	SS0404F	
	5631676	**NBH02025K**	●	2.0	25.4	11	24	125	10	—	11.0	SS0404F	SS0406F	—	LW-2
	5702865	**02525K**	●	2.5											
	5631684	**03025K**	●	3.0		12				10				SS0408F	
	5586235	**03525K**	●	3.5											
	5586383	**04025K**	●	4.0		13			15	15			SS0408F		
	5586375	**04525K**	●	4.5											
	5586367	**05025K**	●	5.0		14									
	5586359	**06025K**	●	6.0		15			20	20					
	5774260	**07025K**	●	7.0		16									
	5586342	**08025K**	●	8.0		17							SS0406F	SS0406F	
	5586334	**10025K**	●	10.0		19									
	5631692	**12025K**	●	12.0		21			25	25			SS0404F	SS0404F	
	5939475	**NBH04532K**	●	4.5	32.0	13	30	125	15.0	15.0	11.0	SS0404F	SS0408F	SS0408F	LW-2
	5939483	**05032K**	●	5.0		14									
	5939491	**06032K**	●	6.0		15			20.0	20.0					
	5939509	**07032K**	●	7.0		16									
	5939525	**08032K**	●	8.0		17									
	5939533	**10032K**	●	10.0		19									
	5939467	**12032K**	●	12.0		21			25.0	25.0	14.0		SS0406F	SS0406F	
	5939459	**14032K**	●	14.0		23					16.0	SS0504	SS0506	SS0506	
	5939442	**16032K**	●	16.0		25					18.0				

STICK DUO

SBFS-S Mindestbearbeitungsdurchmesser: ϕ 2.2 ~ 8.2

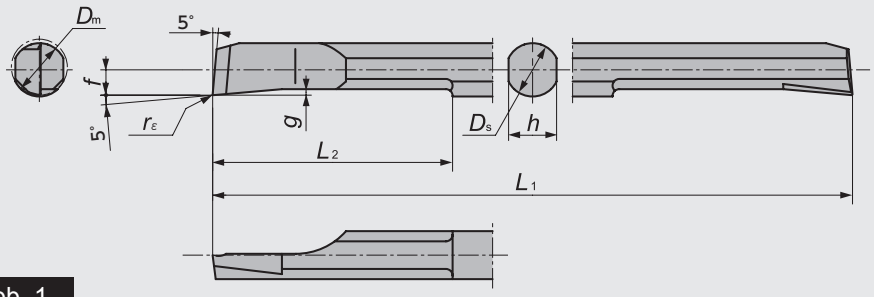

Abb. 1

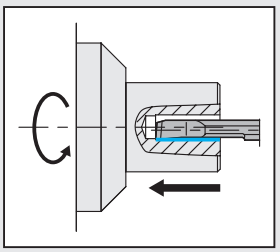

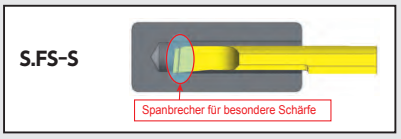

SBFB-F

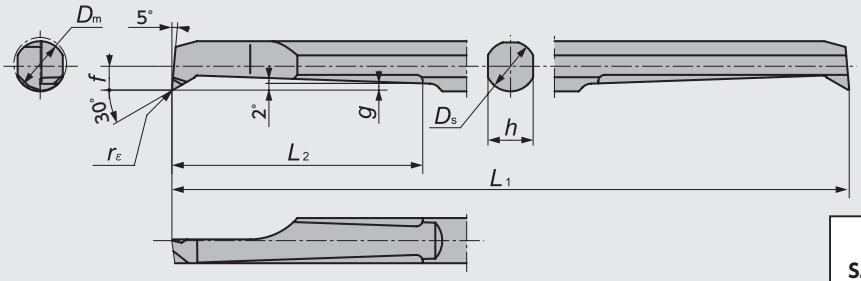

Abb. 2

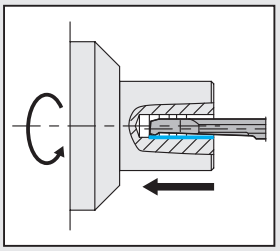

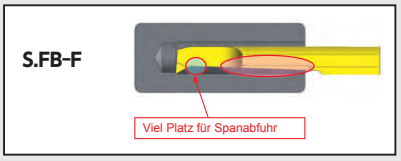

SBFS-H

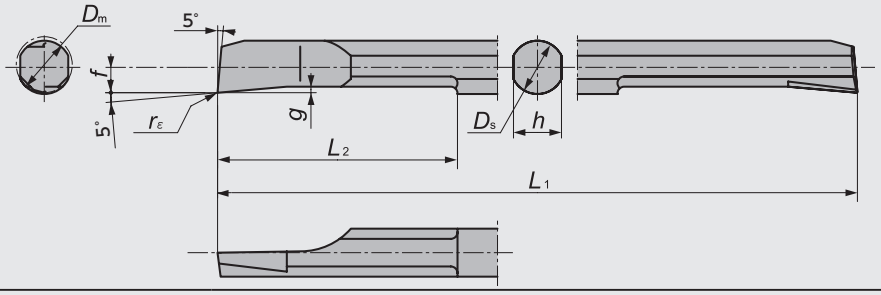

Abb. 3

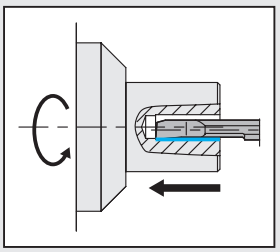

Innen-Rückwärtsdrehbearbeitung, Mindestbearbeitungsdurchmesser ϕ 3.0mm

SBB

Kurze Ausführung
mit zwei Schneiden

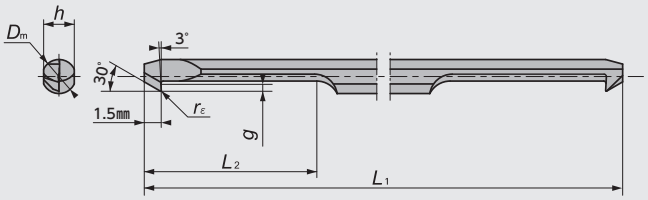

Lange Ausführung
mit einer Schneide

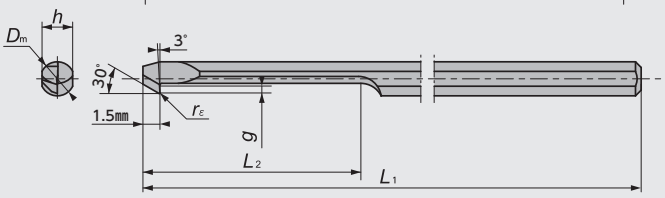

Abb. 4

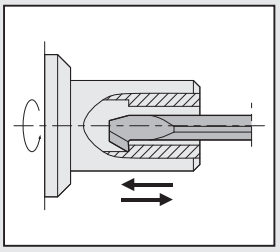

Ausführung	Bezeichnung	Mindest-bearbeitungs. ϕ D_m	Spanbrecher	Abmessungen (mm)							PVD-besch. Feinstkornhartmetall			
				D_s	L_1	L_2	f	h	g	r_ε	DT4	Standard	ZM3	Standard
1	SBFS020R005S	2.2	Ja	2	50	10	0.9	1.8	0.25	0.05	5882907	●	5654975	●
	025R005S	2.7		2.5	50	12.5	1.15	2.3	0.30	0.05	5882881	●	5685995	●
	025R015S									0.15	5882873	●	5685987	●
	030R005S	3.2		3	50	15	1.4	2.7	0.40	0.05	5882865	●	5640891	●
	030R015S									0.15	5882857	●	5649165	●
	035R005S	3.7		3.5	60	17.5	1.65	3.2	0.40	0.05	5882840	●	5685888	●
	035R015S									0.15	5882832	●	5685979	●
	040R005S	4.2		4	60	20	1.9	3.6	0.45	0.05	5882824	●	5640867	●
	040R015S									0.15	5882816	●	5649140	●
	050R005S	5.2		5	70	25	2.4	4.5	0.50	0.05	5882808	●	5654983	●
	050R015S									0.15	5882790	●	5654991	●
	060R005S	6.2		6	80	30	2.9	5.4	0.60	0.05	5882782	●	5704861	●
	060R015S									0.15	5882766	●	5704853	●
2	SBFB020R005F	2.2	Ja	2	50	8	0.95	1.8	0.25	0.05	5882758	●	5658026	●
	025R005F	2.7		2.5	50	12.5	1.2	2.3	0.30	0.05	5882741	●	5685920	●
	025R015F									0.15	5882733	●	5685912	●
	030R005F	3.2		3	50	15	1.4	2.7	0.45	0.05	5882725	●	5640883	●
	030R015F									0.15	5882717	●	5649173	●
	035R005F	3.7		3.5	60	17.5	1.65	3.2	0.50	0.05	5882709	●	5685904	●
	035R015F									0.15	5882691	●	5685896	●
	040R005F	4.2		4	60	20	1.9	3.6	0.50	0.05	5882683	●	5640875	●
	040R015F									0.15	5882675	●	5649157	●
	050R005F	5.2		5	70	25	2.4	4.5	0.70	0.05	5882667	●	5655006	●
	050R015F									0.15	5882659	●	5655014	●
	060R005F	6.2		6	80	30	2.9	5.4	0.90	0.05	5882634	●	5704796	●
	060R015F									0.15	5882626	●	5704812	●
3	SBFS020R005H	2.2	Nein	2	50	10	0.9	1.8	0.25	0.05			5674866	●
	025R005H	2.7		2.5	50	12.5	1.15	2.3	0.30	0.05			5685961	●
	025R015H									0.15			5685953	●
	030R005H	3.2		3	50	15	1.4	2.7	0.40	0.05			5674874	●
	030R015H									0.15			5674882	●
	035R005H	3.7		3.5	60	17.5	1.65	3.2	0.40	0.05			5685946	●
	035R015H									0.15			5685938	●
	040R005H	4.2		4	60	20	1.9	3.6	0.45	0.05			5674890	●
	040R015H									0.15			5674908	●
	050R005H	5.2		5	70	25	2.4	4.5	0.50	0.05			5674924	●
	050R015H									0.15			5674940	●
	060R005H	6.2		6	80	30	2.9	5.4	0.60	0.05			5705207	●
	060R015H									0.15			5705199	●
	080R005H M	8.2		8	80	30	3.9	7.3	0.80	0.05			5705850	●
	080R015H									0.15			5705843	●
4 Kurz	SBB030RB005-S	3.0	Ja	3	50	15	1.3	2.7	0.50	0.05			5917067	●
	030RB010-S									0.1			5917042	●
	040RB005-S	4.0		4	60	18	1.8	3.6	0.80	0.05			5917414	●
	040RB015-S									0.15			5917372	●
4 Lang	SBB030RB005	3.0	Ja	3	50	19	1.3	2.7	0.50	0.05			5917059	●
	030RB010									0.1			5917034	●
	040RB005	4.0		4	60	24	1.8	3.6	0.80	0.05			5917380	●
	040RB015									0.15			5917364	●