〈80 Grad rhombische positive Platten〉

Bezeichnung	IC	Dicke	Winkel
CC_0602	6.35	2.38	7°
CC_09T3	9.525	3.97	7°

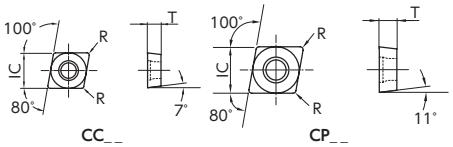

	ST4	ZM3	QM3	VM1	TM4	DT4	DM4	CP1	CP7	KM1
Kohlenstoff/Leg.Stahl	●	●	●	●	●	●	●		●	●
Edelstahl/Stahlguss	●	●	●	●	●	●	●			●
Grau / Sphäroguss								●		
Aluminium/NE-Metall		●		●	●					●
Nickel-Basis Leg.	●		●		●	●	●			
Gehärtete Materialien	●		●			●	●			

● : Empfehlung
● : Alternative

Form	ISO-Bezeichnung	Inch-Bezeichnung	R	ST4	ZM3	QM3	VM1	TM4	DT4	DM4	CP1	CP7	KM1	Spankontrolle	Werkzeug-halter Siehe Seite:
S Linke Ansicht	CCGT 060200 R/L S		0.03		●		●		R					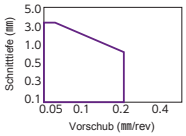	G23 K28
	060201 R/L S		0.1		●		●								
	060202 R/L S		0.2		●		●								
	060201M R/L S		*0.08			R			R						
	060202M R/L S		*0.18			R			R						
	CCGT 09T300 R/L S		0.03		R		●	R	R						
	09T301 R/L S		0.1		●	R	●								
	09T302 R/L S		0.2		R	R	●								
	09T304 R/L S		0.4			R									
	09T301M R/L S		*0.08			R		R	R						
	09T302M R/L S		*0.18			R		R	R						
	09T304M R/L S		*0.38			R		R	R						
 U・U1 Rechte Ansicht	CCGT 060200 R/L U		0.03		R				R					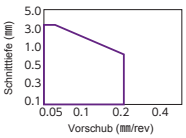	
	060201 R/L U		0.1		●				R						
	060202 R/L U		0.2		●				R						
	CCGT 09T300 R/L U1		0.03		●			R	R						
	09T301 R/L U1		0.1		●			R	R						
	09T302 R/L U1		0.2		●			R	R						
	09T304 R/L U1		0.4		●			R	R						
 CL ※2	CCGT 060201M CL		*0.08	●		●		●	●	●				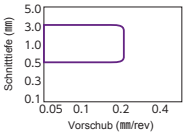	
	060202M CL		*0.18	●		●		●	●	●					
	09T300 CL		0.03					●	●						
	09T301M CL		*0.08	●		●		●	●	●					
	09T302M CL		*0.18	●		●		●	●	●					
	09T304M CL		*0.38	●		●		●	●	●					
YL	CCGT 09T300 YL		0.03					●	●					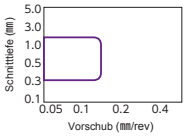	
	09T301M YL		0.08	●		●		●	●	●					
	09T302M YL		0.18	●		●		●	●	●					
	09T304M YL		0.38	●		●		●	●	●					
	09T308M YL		0.78	●		●		●	●	●					
 Ohne Spanbrecher	CCGW 060200 FN		0.03		●									—	
	060201 FN		0.1		●										
	060200 H		0.03										●		
	060201 H		0.1										●		
	060202 H		0.2										●		
	CCGW 09T300 FN		0.03		●										
	09T301 FN		0.1		●										
	09T300 H		0.03										●		
	09T301 H		0.1										●		
	09T302 H		0.2										●		
	09T302M P		*0.18						●						
	09T30 V		0.0				●								
	09T301 P		0.1				●								
	09T302 P		0.2				●								

*Wendeschneidplatten mit der Radiusbezeichnung 01M; 02M oder 04M sind im Radius um 0.02mm kleiner geschliffen, um bei Bedarf in der Werkstückzeichnung diese Radien auszufahren.

*2)Die Ausführung des CL-Spanbrechers hat eine höhere Schneidkante. Spitzenhöhe beachten und gegebenenfalls einstellen.

● : Standard-Artikel ● : Neue Artikel ■ : Auf Anfrage ★ : Festgelegte Ausführung

〈80 Grad rhombische positive Platten〉

Bezeichnung	IC	Dicke	Winkel
CP_0401	4.76	1.59	11°
CP_0602	6.35	2.38	11°

Bezeichnung	IC	Dicke	Winkel
CP_0802	7.94	2.38	11°
CP_0903	9.525	3.18	11°

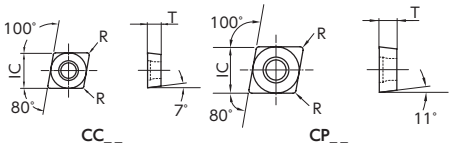

	ST4	ZM3	QM3	VM1	TM4	DT4	DM4	CP1	CP7	KM1
Kohlenstoff/Leg.Stahl	●	●	●	●	●	●	●		●	●
Edelstahl/Stahlguss	●	●	●	●	●	●	●			●
Grau / Sphäroguss								●		
Aluminium/NE-Metall		●		●	●					●
Nickel-Basis Leg.	●		●		●	●	●			
Gehärtete Materialien	●		●			●	●			

● : Empfehlung
● : Alternative

Form	ISO-Bezeichnung	Inch-Bezeichnung	R	ST4	ZM3	QM3	VM1	TM4	DT4	DM4	CP1	CP7	KM1	Spankontrolle	Werkzeug-halter Siehe Seite:
				Hartmetall											
				PVD-Beschichtet							CVD-Besch.				
AM5	CPGH 060202 FNAM5	CPGP83Y-FN--AM5	0.2		●			●						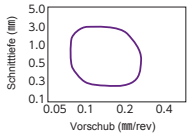	K28 K29
	CPGH 080202 FNAM5	CPGP03Y-FN--AM5	0.2		●			●							
	CPGH 090302 FNAM5	CPGM32Y-FN--AM5	0.2		●			●							
	090304 FNAM5	321-FN--AM5	0.4		●			●							
	090308 FNAM5	322-FN--AM5	0.8		●			●							
A・A1 Linke Ansicht	CPGH 040102 F R/L A1	CPGP62Y-F R/L--A1	0.2		L			L						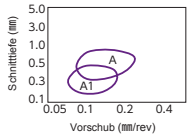	
	040104 F R/L A1	621-F R/L--A1	0.4		L			L							
	CPGH 060202 F R/L A	CPGP83Y-F R/L--A	0.2		L			L							
	060204 F R/L A	831-F R/L--A	0.4		L			L							
	CPGH 080202 F R/L A	CPGP03Y-F R/L--A	0.2		L			L							
	080204 F R/L A	031-F R/L--A	0.4		L			L							
F1 Rechte Ansicht	CPGH 040101 F R/L F1		0.1	R		R		R						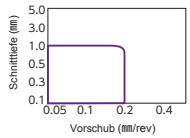	
	040102 F R/L F1		0.2	R		R		R							
	040104 F R/L F1		0.4	R		R		R							
	CPGH 060202 F R/L F1		0.2	R		R		R							
	060204 F R/L F1		0.4	R		R		R							
S Linke Ansicht	CPGH 040101 R/L S		0.1			L		L						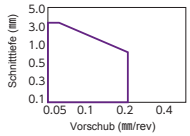	
	040102 R/L S		0.2			L		L							
	040104 R/L S		0.4			L		L							
	CPGH 060202 R/L S		0.2			L		L							
	060204 R/L S		0.4			L		L							

* Wendeschneidplatten mit der Radiusbezeichnung 01 02M oder 04M sind im Radius um 0.02mm kleiner geschliffen um bei Bedarf in der Werkstückzeichnung diese Radien auszufahren.

● : Standard-Artikel ● : Neue Artikel ■ : Auf Anfrage ★ : Festgelegte Ausführung

〈55 Grad rhombische positive Platten〉

Bezeichnung	IC	Dicke	Winkel
DC_0702	6.35	2.38	7°
DC_11T3	9.525	3.97	7°

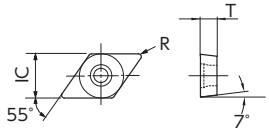

	ST4	ZM3	QM3	VM1	TM4	DT4	DM4	CP1	CP7	KM1
Kohlenstoff/Leg.Stahl	●	●	●	●	●	●	●		●	●
Edelstahl/Stahlguss	●	●	●	●	●	●	●			●
Grau / Sphäroguss								●		
Aluminium/NE-Metall		●		●	●					●
Nickel-Basis Leg.	●		●		●	●	●			
Gehärtete Materialien	●		●			●	●			

● : Empfehlung
● : Alternative

Form	ISO-Bezeichnung	Inch-Bezeichnung	R	ST4	ZM3	QM3	VM1	TM4	DT4	DM4	CP1	CP7	KM1	Spankontrolle	Werkzeug-halter Siehe Seite:
 AM3	DCGT 070200 FNAM3		0.03		●		●	●	●					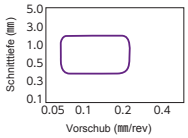	G25 G27
	070201 FNAM3		0.1		●		●								
	070202 FNAM3		0.2		●		●								
	070204 FNAM3		0.4		●		●								
	070201M FNAM3		*0.08	●		●		●	●						
	070202M FNAM3		*0.18	●		●		●	●						
	070204M FNAM3		*0.38	●		●		●	●						
	DCGT 11T300 FNAM3		0.03		●		●	●	●						
	11T302 FNAM3		0.2		●	●	●								
	11T304 FNAM3		0.4		●	●	●								
	11T301M FNAM3		*0.08	●	●	●	●	●	●						
	11T302M FNAM3		*0.18	●	●	●	●	●	●						
	11T304M FNAM3		*0.38	●	●	●	●	●	●						
	DCMT 070202 FNAM3		0.2							●					
	070204 FNAM3		0.4							●					
	DCMT 11T302 FNAM3		0.2							●					
	11T304 FNAM3		0.4							●					
	11T308 FNAM3		0.8							●					
 AMX	DCGT 070201M AMX		*0.08					●	●	●				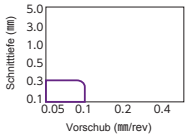	
	070202M AMX		*0.18					●	●	●					
	070204M AMX		*0.38					●	●	●					
	DCGT 11T301M AMX		*0.08					●	●	●					
	11T302M AMX		*0.18					●	●	●					
	11T304M AMX		*0.38					●	●	●					
 AZ7	DCGT 070200 AZ7		0.03			●								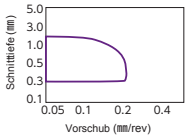	
	070201M AZ7		*0.08			●									
	070202M AZ7		*0.18			●									
	DCGT 11T300 AZ7		0.03		●	●		●	●						
	11T301M AZ7		*0.08		●	●		●	●						
	11T302M AZ7		*0.18		●	●		●	●						
	11T304M AZ7		*0.38		●	●		●	●						
	11T308 AZ7		0.8		●	●			●						
 AZ8	DCMT 070202 ENAAZ8		0.2									●		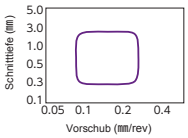	
	070204 ENBAZ8		0.4									●			
	070208 ENBAZ8		0.8									●			
	DCMT 11T302 ENAAZ8		0.2									●			
	11T304 ENBAZ8		0.4									●			
	11T308 ENBAZ8		0.8									●			
 AT	DCET 11T301M R/L AT		*0.08					R						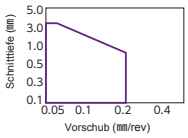	G25 G27
	11T302M R/L AT		*0.18					R							
 KHG	DCET 0702005 R/L KHG		0.05				●							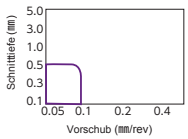	
	0702008 R/L KHG		0.08				●								
	0702018 R/L KHG		0.18				●								
	070202 R/L KHG		0.2				●								
	DCET 11T3005 R/L KHG		0.05				●	R							
	11T3008 R/L KHG		0.08				●	R							
	11T3018 R/L KHG		0.18				●	R							
	11T302 R/L KHG		0.2				●	R							
 UHG Rechte Ansicht	DCET 0702008 R/L UHG		0.08				R							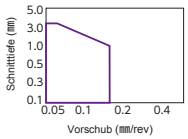	
	DCET 11T3008 R/L UHG		0.08				R								

* Wendeschneidplatten mit der Radiusbezeichnung 01 02M oder 04M sind im Radius um 0.02mm kleiner geschliffen um bei Bedarf in der Werkstückzeichnung diese Radien auszufahren.

● : Standard-Artikel ● : Neue Artikel ■ : Auf Anfrage ★ : Festgelegte Ausführung

〈55 Grad rhombische positive Platten〉

Bezeichnung	IC	Dicke	Winkel
DC_0702	6.35	2.38	7°
DC_11T3	9.525	3.97	7°

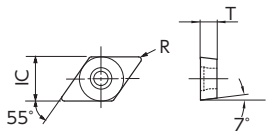

	ST4	ZM3	QM3	VM1	TM4	DT4	DM4	CP1	CP7	KM1
Kohlenstoff/Leg.Stahl	●	●	●	●	●	●	●		●	●
Edelstahl/Stahlguss	●	●	●	●	●	●	●			●
Grau / Sphäroguss								●		
Aluminium/NE-Metall		●		●	●					●
Nickel-Basis Leg.	●		●		●	●	●			
Gehärtete Materialien	●		●			●	●			

● : Empfehlung
● : Alternative

Form	ISO-Bezeichnung	Inch-Bezeichnung	R	ST4	ZM3	QM3	VM1	TM4	DT4	DM4	CP1	CP7	KM1	Spankontrolle	Werkzeug-halter Siehe Seite:
				Hartmetall											
				PVD-Beschichtet							CVD-Besch.				
 S Rechte Ansicht	DCGT 070200 R/L S		0.03		●		●		R					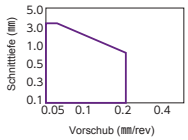	
	070201 R/L S		0.1		●		●								
	070202 R/L S		0.2		●		●								
	070204 R/L S		0.4-				R								
	070201M R/L S		*0.08			R			R						
	070202M R/L S		*0.18			R			R						
	DCGT 11T300 R/L S		0.03		R		●	R	R						
	11T301 R/L S		0.1		R	R	●								
	11T302 R/L S		0.2		R	R	●								
	11T304 R/L S		0.4			R									
	11T301M R/L S		*0.08			R		R	R						
	11T302M R/L S		*0.18			R		R	R						
	11T304M R/L S		*0.38			R		R	R						
 U・U1 Rechte Ansicht	DCGT 070200 R/L U		0.03		R		R							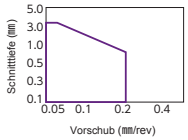	G25 G27
	070201 R/L U		0.1		R		R								
	070202 R/L U		0.2		●		R								
	DCGT 11T300 R/L U1		0.03		●		R	R	R						
	11T301 R/L U1		0.1		●		R	R	R						
	11T302 R/L U1		0.2		●		R	R	R						
	11T304 R/L U1		0.4		●		R	R	R						
 Ohne Spanbrecher	DCGW 070200 FN		0.03		●									—	
	070201 FN		0.1		●										
	070200 H		0.03										●		
	070201 H		0.1										●		
	070202 H		0.2										●		
	07020 V		0.0				●								
	DCGW 11T300 FN		0.03		●										
	11T301 FN		0.1		●										
	11T300 H		0.03										●		
	11T301 H		0.1										●		
	11T302 H		0.2										●		
	11T30 V		0.0				●								
 CL ※2	DCGT 070201M CL		*0.08	●		●		●	●	●				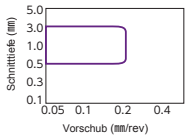	
	070202M CL		*0.18	●		●		●	●	●					
	070204M CL		*0.38	●		●		●	●	●					
	DCGT 11T301M CL		*0.08	●		●		●	●	●					
	11T302M CL		*0.18	●		●		●	●	●					
	11T304M CL		*0.38	●		●		●	●	●					
 YL	DCGT 070201M YL		0.08			●				●				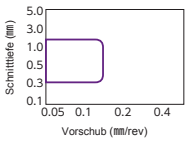	G25 G27
	070202M YL		0.18			●				●					
	070204M YL		0.38			●				●					
	DCGT 11T300 YL		0.03					●	●						
	11T301M YL		0.08	●		●		●	●	●					
	11T302M YL		0.18	●		●		●	●	●					
	11T304M YL		0.38	●		●		●	●	●					
	11T308M YL		0.78	●		●		●	●	●					

*Wendeschneidplatten mit der Radiusbezeichnung 01M; 02M oder 04M sind im Radius um 0.02mm kleiner geschliffen, um bei Bedarf in der Werkstückzeichnung diese Radien auszufahren.

*2)Die Ausführung des CL-Spanbrechers hat eine höhere Schneidkante. Spitzenhöhe beachten und gegebenenfalls einstellen.

● : Standard-Artikel ● : Neue Artikel ■ : Auf Anfrage ★ : Festgelegte Ausführung

⟨55 Grad rhombische positive TFD-Platten mit Wiper⟩

Bezeichnung	IC	Dicke	Winkel
TFD_07	6.35	2.38	7°
TFD_11	9.525	3.97	7°

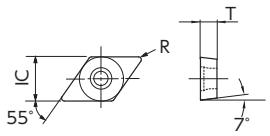

	ST4	ZM3	QM3	VM1	TM4	DT4	DM4	CP1	CP7	KM1
Kohlenstoff/Leg.Stahl	●	●	●	●	●	●	●		●	●
Edelstahl/Stahlguss	●	●	●	●	●	●	●			●
Grau / Sphäroguss								●		
Aluminium/NE-Metall		●		●	●					●
Nickel-Basis Leg.	●		●		●	●	●			
Gehärtete Materialien	●		●			●	●			

● : Empfehlung
● : Alternative

Form	ISO-Bezeichnung	Inch-Bezeichnung	R	ST4	ZM3	QM3	VM1	TM4	DT4	DM4	CP1	CP7	KM1	Spankontrolle	Werkzeug-halter Siehe Seite:
AM3	TFD 11FR05AM3	DCGT32.502AM3-WP	0.05			R			R	R				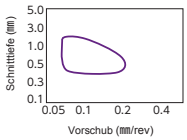	G25 G27
	11FR15AM3	32.506AM3-WP	0.15			R			R	R					
 S ※ Rechte Ansicht	TFD 07F R/L 05	DCGT21.502 R/L S-WP	0.05		●	R	R							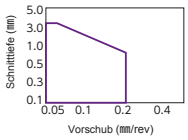	
	07F R/L 15	21.506 R/L S-WP	0.15		●	R									
	TFD 11FR05	DCGT32.502RS-WP	0.05		R	R	R								
	11FR15	32.506RS-WP	0.15		R	R									
 U・U1 ※ Rechte Ansicht	TFD 07FR05U	DCGT21.502RU-WP	0.05		R	R	R							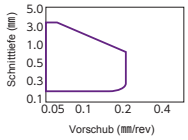	
	07FR15U	21.506RU-WP	0.15		R	R									
	TFD 11FR05U1	DCGT32.502RU1-WP	0.05		R	R	R								
	11FR15U1	32.506RU1-WP	0.15		R	R									
 Ohne Spanbrecher	TFD 07FR05H	DCGW21.502RH-WP	0.05										R	—	
	TFD 11FR05H Mirror finish	DCGW32.502RH-WP	0.05										R		

● : Standard-Artikel ● : Neue Artikel ■ : Auf Anfrage ★ : Festgelegte Ausführung

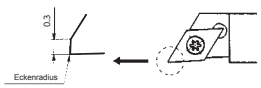

* TFD-Wendeschneidplatten haben die gleiche Form wie DIN ISO DCGT-Platten, ausgelegt mit einer 0,3mm Wiper-Schneide an der Hauptschneide
* Die Wiper-Schneide erzeugt eine bessere Oberfläche bei gleichzeitig höheren Vorschubwerten
* TFD-Wendeschneidplatten können in Werkzeughaltern mit 93°Anstellwinkel verwendet werden