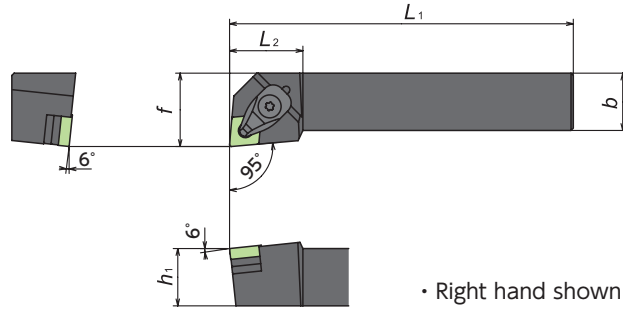
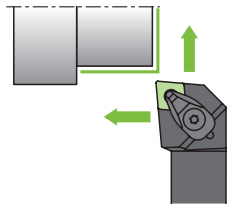


# General Turning Toolholders

## CN.. Inserts

### WCLN



● Inch / Metric Holders

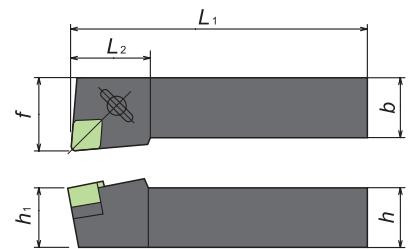
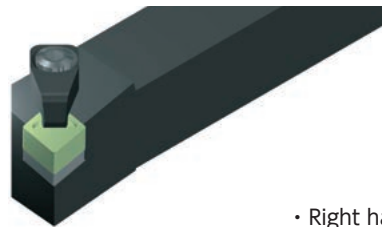
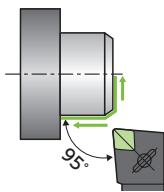
Item Number	Stock		h		b		L <sub>1</sub>		h <sub>1</sub>		f		L <sub>2</sub>		Insert*
	R	L	(inch)	(mm)	(inch)	(mm)	(inch)	(mm)	(inch)	(mm)	(inch)	(mm)	(inch)	(mm)	
WCLN <sup>®</sup> 16-4D	●	●	1.00	—	1.00	—	6.00	—	1.00	—	1.25	—	1.25	—	CNGA 43 (CNGA 45) (CNG 43) (CNG 45) (CNGX 43) (CNGX 45)
WCLN <sup>®</sup> 20-4D	●	●	1.25	—	1.25	—	6.00	—	1.25	—	1.50	—	1.25	—	
WCLN <sup>®</sup> 2525M12	○	○	—	25	—	25	—	150	—	25	—	32	—	32	
WCLN <sup>®</sup> 3225P12	○	○	—	32	—	25	—	170	—	32	—	32	—	32	

● Spare Parts

	Insert	Clamp	Shim	Clamp Screw	Wrench (for Clamp Screw)	Shim Screw	Wrench (for Shim Screw)	Spring
Standard	CNGA 43 CNGA 45 CNG 43 CNG 45 CNGX 43 CNGX 45	DC6CN TC6CN (OP) HC6CN (OP)	ACN423×2 ACN423×1 ACN423×2 ACN423×1 ACN423×2 ACN423×1	AOS-6*30W	LLR-T20	FSS15-3.0*12	LLR-T10	ASGL6-D

Inserts (CNG) → E3  
 Inserts (CNGA) → E4 • E5 • E23 • E35  
 Inserts (CNGX) → E6

### CCLN



● Inch Holders

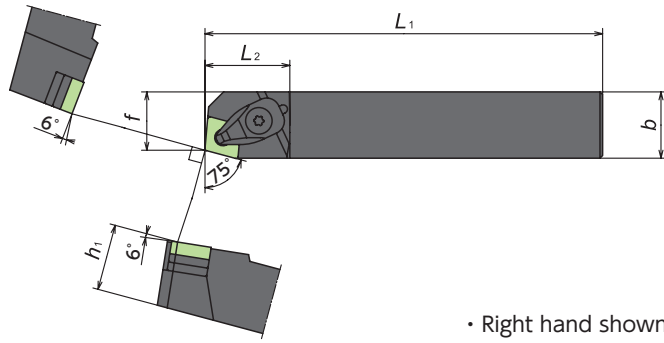
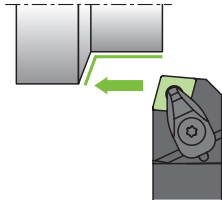
Item Number	Stock		Dimensions (inch)						Insert*
	R	L	h	b	L <sub>1</sub>	h <sub>1</sub>	f	L <sub>2</sub>	
CCLN <sup>®</sup> 164 CX	●	●	1.00	1.00	6.00	1.00	1.25	1.34	CNGX 45 (CNGX 43) (CNG 45) (CNG 43)
CCLN <sup>®</sup> 204 CX	●	●	1.25	1.25	6.00	1.25	1.50	1.34	

● Spare Parts

	Insert	Clamp	Blade	Shim	Shim Screw	Wrench
Standard	CNGX 43 CNGX 45 CNG 43 CNG 45	2415 2417 (OP)	— 9414 (OP)	ICSN454 (OP) ICSN434 ICSN454 (OP) ICSN434	1160	LW-4

Inserts (CNG) → E3  
 Inserts (CNGX) → E6

## WCBN



• Right hand shown

### Inch / Metric Holders

Item Number	Stock		h		b		L <sub>1</sub>		h <sub>1</sub>		f		L <sub>2</sub>		Insert*
	R	L	(inch)	(mm)	(inch)	(mm)	(inch)	(mm)	(inch)	(mm)	(inch)	(mm)	(inch)	(mm)	
WCBN <sup>®</sup> 16-4D	●	●	1.00	—	1.00	—	6.00	—	1.00	—	.88	—	1.25	—	
WCBN <sup>®</sup> 20-4D			1.25	—	1.25	—	6.00	—	1.25	—	1.13	—	1.25	—	
WCBN <sup>®</sup> 2525M12	○	○	—	25	—	25	—	150	—	25	—	22	—	32	

### Spare Parts

	Insert	Clamp	Shim	Clamp Screw	Wrench (for Clamp Screw)	Shim Screw	Wrench (for Shim Screw)	Spring
Standard	 <b>CNGA 43</b> <b>CNGA 45</b> <b>CNG 43</b> <b>CNG 45</b>	 DC6CN TC6CN (OP)	 ACN423 × 2 ACN423 × 1 ACN423 × 2 ACN423 × 1	 AOS-6*30W	 LLR-T20	 FSS15-3.0*12	 LLR-T10	 ASGL6-D

Inserts (CNG) → E3  
 Inserts (CNGA) → E4 • E5 • E23 • E35

\* Optional spare parts are required to use the inserts in parentheses. See spare parts lists for detail.

● : Stock  
 ● : Stock (Newly added)  
 ■ □ □ □ : While stocks last

R L : Stock (Right / Left-hand only)  
 R L : Stock (Right / Left-hand only, Newly added)  
 M : Mirror finish

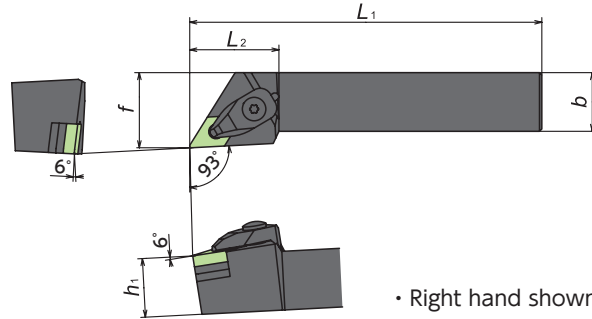
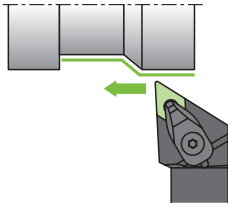
○ : 1-2 week delivery  
 ○ : 1-2 week delivery (Newly added)  
 ⚡ : Coolant through

Ⓜ : 1-2 week delivery (Right / Left-hand only)  
 Ⓜ : 1-2 week delivery (Right / Left-hand only, Newly added)

# General Turning Toolholders


## DN.. Inserts

### WDJN











• Right hand shown

#### ● Inch / Metric Holders

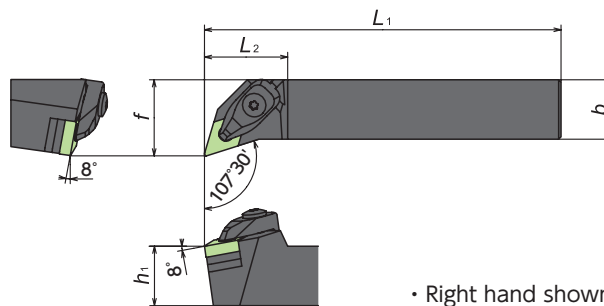
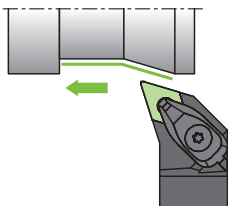
Item Number	Stock		h		b		L <sub>1</sub>		h <sub>1</sub>		f		L <sub>2</sub>		Insert*
	R	L	(inch)	(mm)	(inch)	(mm)	(inch)	(mm)	(inch)	(mm)	(inch)	(mm)	(inch)	(mm)	
WDJN <sub>1/2</sub> 16-4D	●	●	1.00	—	1.00	—	6.00	—	1.00	—	1.25	—	1.50	—	 DNGA 43 (DNGA 45) (DNGX 45)
WDJN <sub>1/2</sub> 20-4D	●	●	1.25	—	1.25	—	6.00	—	1.25	—	1.50	—	1.50	—	
WDJN <sub>1/2</sub> 2525M15	○	○	—	25	—	25	—	150	—	25	—	32	—	38	
WDJN <sub>1/2</sub> 3225P15	○	○	—	32	—	25	—	170	—	32	—	32	—	38	

#### ● Spare Parts

	Insert	Clamp	Shim	Clamp Screw	Wrench (for Clamp Screw)	Shim Screw	Wrench (for Shim Screw)	Spring
Standard	 <b>DNGA 43</b> <b>DNGA 45</b> <b>DNGX 45</b>	 DC6DN HC6DN (OP)	 ADN423×2 ADN423×1 ADN423×1	 AOS-6*30W	 LLR-T20	 FSS15-3.0*12	 LLR-T10	 ASGL6-D


Inserts (DNGA) → E7 • E25 • E38  
 Inserts (DNGX) → E8

### WDHN











• Right hand shown

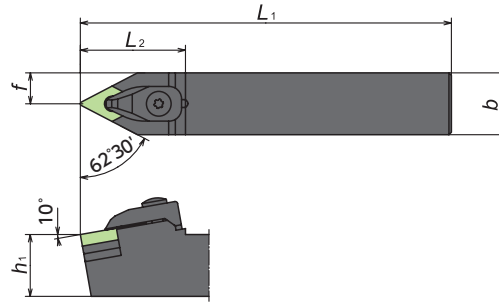
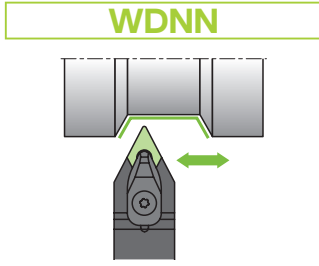
#### ● Inch / Metric Holders

Item Number	Stock		h		b		L <sub>1</sub>		h <sub>1</sub>		f		L <sub>2</sub>		Insert*
	R	L	(inch)	(mm)	(inch)	(mm)	(inch)	(mm)	(inch)	(mm)	(inch)	(mm)	(inch)	(mm)	
WDHN <sub>1/2</sub> 16-4D	●	●	1.00	—	1.25	—	6.00	—	1.00	—	1.25	—	1.38	—	 DNGA 43 (DNGA 45) (DNGX 45)
WDHN <sub>1/2</sub> 20-4D			1.00	—	1.25	—	6.00	—	1.25	—	1.50	—	1.38	—	
WDHN <sub>1/2</sub> 2525M15	○	○	—	25	—	25	—	150	—	25	—	32	—	35	


#### ● Spare Parts

	Insert	Clamp	Shim	Clamp Screw	Wrench (for Clamp Screw)	Shim Screw	Wrench (for Shim Screw)	Spring
Standard	 <b>DNGA 43</b> <b>DNGA 45</b> <b>DNGX 45</b>	 DC6DN HC6DN (OP)	 ADN423×2 ADN423×1 ADN423×1	 AOS-6*30W	 LLR-T20	 FSS15-3.0*12	 LLR-T10	 ASGL6-D



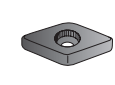



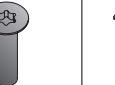

Inserts (DNGA) → E7 • E25 • E38  
 Inserts (DNGX) → E8



● Inch / Metric Holders

Item Number	Stock	h		b		L <sub>1</sub>		h <sub>1</sub>		f		L <sub>2</sub>		Insert*
		(inch)	(mm)	(inch)	(mm)	(inch)	(mm)	(inch)	(mm)	(inch)	(mm)	(inch)	(mm)	
WDNN 16-4D	●	1.00	—	1.00	—	6.00	—	1.00	—	.500	—	1.67	—	DNGA 43 (DNGA 45) (DNGX 45) 
WDNN 20-4D		1.25	—	1.25	—	6.00	—	1.25	—	.625	—	1.67	—	
WDNN 2525M15	○	—	25	—	25	—	150	—	25	—	12.5	—	42.5	

● Spare Parts

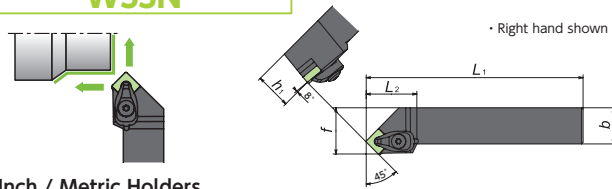
	Insert	Clamp	Shim	Clamp Screw	Wrench (for Clamp Screw)	Shim Screw	Wrench (for Shim Screw)	Spring
								
Standard	<b>DNGA 43</b> <b>DNGA 45</b> <b>DNGX 45</b>	DC6DN HC6DN (OP)	ADN423×2 ADN423×1 ADN423×1	AOS-6*30W	LLR-T20	FSS15-3.0*12	LLR-T10	ASGL6-D

Inserts (DNGA) → E7 • E25 • E38  
 Inserts (DNGX) → E8

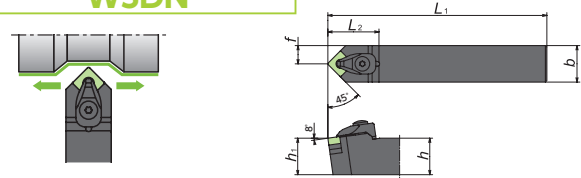
\* Optional spare parts are required to use the inserts in parentheses. See spare parts lists for detail.

● : Stock  
 ● : Stock (Newly added)  
 ■□□□ : While stocks last  
 R L : Stock (Right / Left-hand only)  
 R L : Stock (Right / Left-hand only, Newly added)  
 Ⓜ : Mirror finish  
 ○ : 1-2 week delivery  
 ○ : 1-2 week delivery (Newly added)  
 ⚙ : Coolant through  
 Ⓜ : 1-2 week delivery (Right / Left-hand only)  
 Ⓜ : 1-2 week delivery (Right / Left-hand only, Newly added)  
 Ⓜ : 1-2 week delivery (Right / Left-hand only, Newly added)

## WSSN



## WSDN



### Inch / Metric Holders

Item Number	Stock		h		b		L <sub>1</sub>		h <sub>1</sub>		f		L <sub>2</sub>		Insert*
	R	L	inch	mm	inch	mm	inch	mm	inch	mm	inch	mm	inch	mm	
WSSN <sub>R/L</sub> 16-4D	●	●	1.00	—	1.00	—	6.00	—	1.00	—	1.25	—	1.38	—	
WSSN <sub>R/L</sub> 20-4D			1.25	—	1.25	—	6.00	—	1.25	—	1.50	—	1.38	—	
WSSN <sub>R/L</sub> 2525M12	●	○	—	25	—	25	—	150	—	25	—	32	—	35	

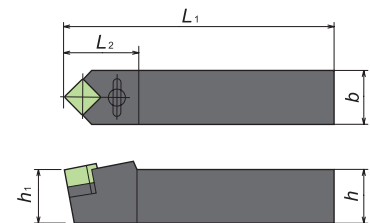

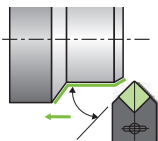
Item Number	Stock	h		b		L <sub>1</sub>		h <sub>1</sub>		f		L <sub>2</sub>		Insert*
		inch	mm	inch	mm	inch	mm	inch	mm	inch	mm	inch	mm	
WSDNN 16-4D	●	1.00	—	1.00	—	6.00	—	1.00	—	.500	—	1.42	—	
WSDNN 20-4D		1.25	—	1.25	—	6.00	—	1.25	—	.625	—	1.42	—	
WSDNN 2525M12	○	—	25	—	25	—	150	—	25	—	12.5	—	35	
WSDNN 3225P12	○	—	32	—	25	—	170	—	32	—	12.5	—	35	

### Spare Parts

	Insert	Clamp	Shim	Clamp Screw	Wrench (for Clamp Screw)	Shim Screw	Wrench (for Shim Screw)	Spring
Standard	 <b>SNGA 43</b> <b>SNGA 45</b> <b>SNG 43</b> <b>SNG 45</b> <b>SNGX 45</b>	 DC6CN TC6CN (OP) HC6SN (OP)	 ASN423×2 ASN423×1 ASN423×2 ASN423×1 ASN423×1	 AOS-6*30W	 LLR-T20	 FSS15-3.0*12	 LLR-T10	 ASGL6-D

Inserts (SNG) → E13  
 Inserts (SNGA) → E14 • E27 • E39  
 Inserts (SNGX) → E15

## CSDN



### Inch Holders

Item Number	Stock	Dimensions (inch)					Insert*
		h	b	L <sub>1</sub>	h <sub>1</sub>	L <sub>2</sub>	
CSDNN 164 CX	●	1.00	1.00	6.00	1.00	1.65	
CSDNN 204 CX	●	1.25	1.25	6.00	1.25	1.65	
CSDNN 165 CX	●	1.00	1.00	6.00	1.00	1.65	
CSDNN 205 CX	●	1.25	1.25	6.00	1.25	1.65	

### Spare Parts

	Insert	Clamp	Blade	Shim	Shim Screw	Wrench
Standard	 <b>SNGX 45</b> <b>SNG 43</b> <b>SNG 45</b>	 2415 2417 (OP)	 — 9414 (OP)	 ISSN 434 ISSN 454 (OP) ISSN 434 ISSN 534	 1160 1180	 LW-4
Standard	 <b>SNGX 55</b> <b>SNG 55</b>	 2415 2417 (OP)	 — 9414 (OP)	 ISSN 534	 1180	

Inserts (SNG) → E13  
 Inserts (SNGX) → E15

\* Optional spare parts are required to use the inserts in parentheses. See spare parts lists for detail.

● : Stock  
 ● : Stock (Newly added)  
 ■ □ □ □ : While stocks last

R L : Stock (Right / Left-hand only)  
 R L : Stock (Right / Left-hand only, Newly added)  
 □ □ □ □ : Mirror finish

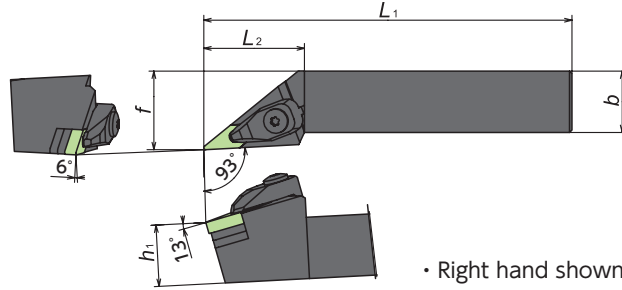
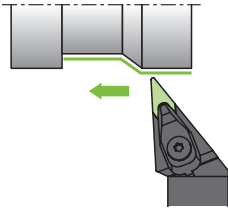
○ : 1-2 week delivery  
 ○ : 1-2 week delivery (Newly added)  
 ● : Coolant through

(R) (L) : 1-2 week delivery (Right / Left-hand only)  
 (R) (L) : 1-2 week delivery (Right / Left-hand only, Newly added)

# General Turning Toolholders


## VN.. Inserts

### WVJN











• Right hand shown

● Inch / Metric Holders

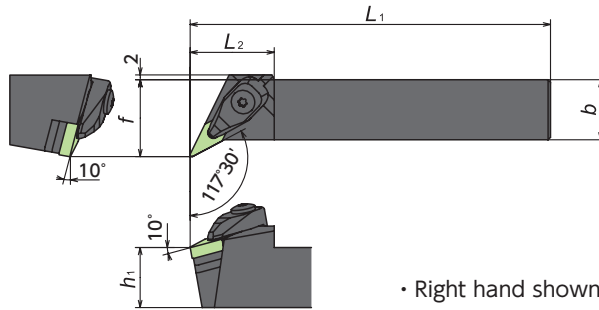
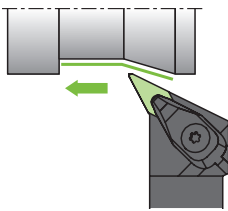
Item Number	Stock		h		b		L <sub>1</sub>		h <sub>1</sub>		f		L <sub>2</sub>		Insert*
	R	L	inch	mm	inch	mm	inch	mm	inch	mm	inch	mm	inch	mm	
WVJN <sup>®</sup> / 16-3D	●	●	1.00	—	1.00	—	6.00	—	1.00	—	1.25	—	1.61	—	VNGA 33 (VNGA 35) (VNGX 35) 
WVJN <sup>®</sup> / 20-3D	●	●	1.25	—	1.25	—	6.00	—	1.25	—	1.50	—	1.61	—	
WVJN <sup>®</sup> / 2525M16	○	○	—	25	—	25	—	150	—	25	—	32	—	41	
WVJN <sup>®</sup> / 3225P16	○	○	—	32	—	25	—	170	—	32	—	32	—	41	

● Spare Parts

	Insert	Clamp	Shim	Clamp Screw	Wrench (for Clamp Screw)	Shim Screw	Wrench (for Shim Screw)	Spring
Standard	 <b>VNGA 33</b> <b>VNGA 35</b> <b>VNGX 35</b>	 DC6VN HC6VN (OP)	 AVN323×2 AVN323×1 AVN323×1	 AOS-6*30W	 LLR-T20	 FSS15-3.0*12	 LLR-T10	 ASGL6-D


Inserts (VNGA) → E20 • E32 • E44

### WVPN











• Right hand shown

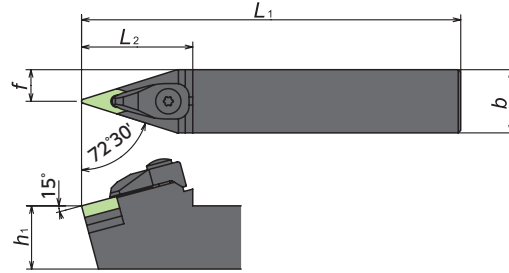
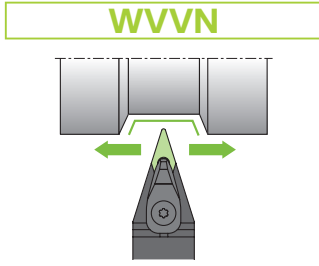
● Inch / Metric Holders

Item Number	Stock		h		b		L <sub>1</sub>		h <sub>1</sub>		f		L <sub>2</sub>		Insert*
	R	L	inch	mm	inch	mm	inch	mm	inch	mm	inch	mm	inch	mm	
WVPN <sup>®</sup> / 16-3D	●	●	1.00	—	1.00	—	6.00	—	1.00	—	1.25	—	1.38	—	VNGA 33 (VNGA 35) (VNGX 35) 
WVPN <sup>®</sup> / 20-3D	●	●	1.25	—	1.25	—	6.00	—	1.25	—	1.50	—	1.38	—	
WVPN <sup>®</sup> / 2525M16	○	○	—	25	—	25	—	150	—	25	—	32	—	35	


● Spare Parts

	Insert	Clamp	Shim	Clamp Screw	Wrench (for Clamp Screw)	Shim Screw	Wrench (for Shim Screw)	Spring
Standard	 <b>VNGA 33</b> <b>VNGA 35</b> <b>VNGX 35</b>	 DC6VN HC6VN (OP)	 AVN323×2 AVN323×1 AVN323×1	 AOS-6*30W	 LLR-T20	 FSS15-3.0*12	 LLR-T10	 ASGL6-D









Inserts (VNGA) → E20 • E32 • E44



● Inch / Metric Holders

Item Number	Stock	h		b		L <sub>1</sub>		h <sub>1</sub>		f		L <sub>2</sub>		Insert*
		inch	mm	inch	mm	inch	mm	inch	mm	inch	mm	inch	mm	
WVVNN 16-3D	●	1.00	—	1.00	—	6.00	—	1.00	—	.500	—	1.73	—	VNGA 33 (VNGA 35) (VNGX 35) 
WVVNN 20-3D		1.25	—	1.25	—	6.00	—	1.25	—	.625	—	1.73	—	
WVVNN 2525M16	○	—	25	—	25	—	150	—	25	—	12.5	—	44	

● Spare Parts

	Insert	Clamp	Shim	Clamp Screw	Wrench (for Clamp Screw)	Shim Screw	Wrench (for Shim Screw)	Spring
								
Standard	VNGA 33 VNGA 35 VNGX 35	DC6VN HC6VN (OP)	AVN323×2 AVN323×1 AVN323×1	AOS-6*30W	LLR-T20	FSS15-3.0*12	LLR-T10	ASGL6-D

Inserts (VNGA) → E20 • E32 • E44

General Turning Toolholders

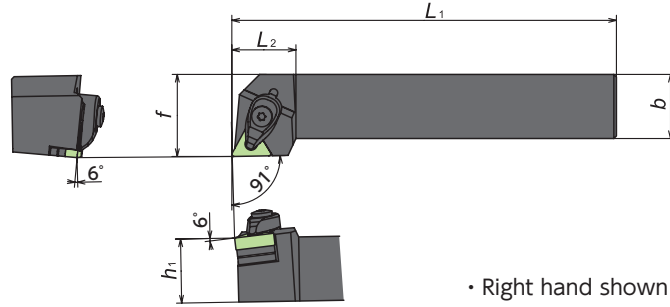
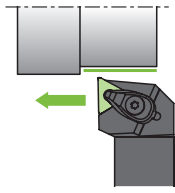
\* Optional spare parts are required to use the inserts in parentheses. See spare parts lists for detail.

● : Stock  
 ● : Stock (Newly added)  
 ■□□□ : While stocks last  
 R L : Stock (Right / Left-hand only)  
 R L : Stock (Right / Left-hand only, Newly added)  
 Ⓜ : Mirror finish  
 ○ : 1-2 week delivery  
 ○ : 1-2 week delivery (Newly added)  
 Ⓜ : Coolant through  
 (R/L) : 1-2 week delivery (Right / Left-hand only)  
 (R/L) : 1-2 week delivery (Right / Left-hand only, Newly added)

# General Turning Toolholders

## TN.. Inserts

### WTGN



• Right hand shown

#### ● Inch / Metric Holders

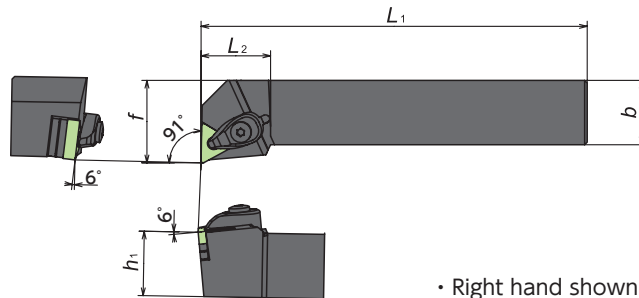
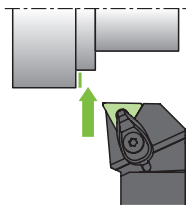
Item Number	Stock		h		b		L <sub>1</sub>		h <sub>1</sub>		f		L <sub>2</sub>		Insert*
	R	L	inch	mm	inch	mm	inch	mm	inch	mm	inch	mm	inch	mm	
WTGN <sub>1/2</sub> 16-3D	●	●	1.00	—	1.00	—	6.00	—	1.00	—	1.25	—	1.00	—	TNGA 33 (TNGA 35) (TNG 33) (TNG 35)
WTGN <sub>1/2</sub> 20-3D			1.25	—	1.25	—	6.00	—	1.25	—	1.50	—	1.00	—	
WTGN <sub>1/2</sub> 2525M16	●	○	—	25	—	25	—	150	—	25	—	32	—	25	

#### ● Spare Parts

	Insert	Clamp	Shim	Clamp Screw	Wrench (for Clamp Screw)	Shim Screw	Wrench (for Shim Screw)	Spring
Standard	 TNGA 33 TNGA 35 TNG 33 TNG 35	 DC5TN TC5TN (OP)	 ATN323×2 ATN323×1 ATN323×2 ATN323×1	 AOS-5*26W	 LLR-T15	 FSS15-3.0*12	 LLR-T10	 ASGL6-D

Inserts (TNG) → E16  
 Inserts (TNGA) → E18 • E28 • E41

### WTFN



• Right hand shown

#### ● Inch / Metric Holders

Item Number	Stock		h		b		L <sub>1</sub>		h <sub>1</sub>		f		L <sub>2</sub>		Insert*
	R	L	inch	mm	inch	mm	inch	mm	inch	mm	inch	mm	inch	mm	
WTFN <sub>1/2</sub> 16-3D	●	●	1.00	—	1.00	—	6.00	—	1.00	—	1.25	—	1.06	—	TNGA 33 (TNGA 35) (TNG 33) (TNG 35)
WTFN <sub>1/2</sub> 20-3D			1.25	—	1.25	—	6.00	—	1.25	—	1.50	—	1.06	—	
WTFN <sub>1/2</sub> 2525M16	○	○	—	25	—	25	—	150	—	25	—	32	—	27	

#### ● Spare Parts

	Insert	Clamp	Shim	Clamp Screw	Wrench (for Clamp Screw)	Shim Screw	Wrench (for Shim Screw)	Spring
Standard	 TNGA 33 TNGA 35 TNG 33 TNG 35	 DC5TN TC5TN (OP)	 ATN323×2 ATN323×1 ATN323×2 ATN323×1	 AOS-5*26W	 LLR-T15	 FSS15-3.0*12	 LLR-T10	 ASGL6-D

Inserts (TNG) → E16  
 Inserts (TNGA) → E18 • E28 • E41