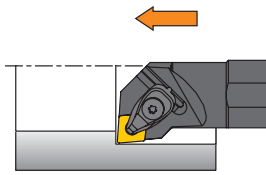
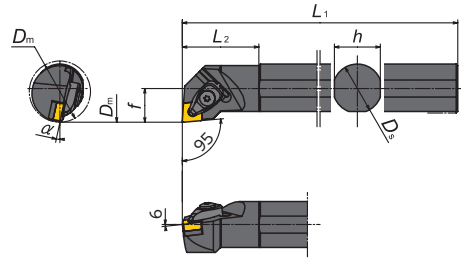


■ CN.. Inserts

S-WCLN




Min. Bore Diameter $\phi 1.299''$ -











• Right hand shown

● Metric Holders

Item Number	Stock		Min. Bore Dia. D_m (mm)	Dimensions (mm)					Insert*	
	R	L		D_s	h	L_1	f	L_2		α
S25R-WCLN $\frac{1}{2}$ 12	○	○	33	25	24	200	17	40	14	 CNGA 43 (CNGA 45) (CNG 43) (CNG 45) (CNGX 43) (CNGX 45)
S32S-WCLN $\frac{1}{2}$ 12	○	○	40	32	30	250	22	50	12	
S40T-WCLN $\frac{1}{2}$ 12	○	○	50	40	38	300	27	60	10	
S50U-WCLN $\frac{1}{2}$ 12	○	○	63	50	47	350	35	65	8	

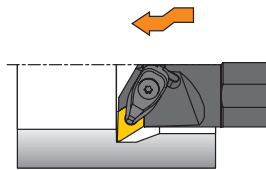
● Spare Parts

	Insert	Clamp	Shim	Clamp Screw	Wrench (for Clamp Screw)	Shim Screw	Wrench (for Shim Screw)	Spring
Standard	 CNGA 43 CNGA 45 CNG 43 CNG 45 CNGX 43 CNGX 45	 DC6CN TC6CN (OP) HC6CN (OP)	 ACN423×1 — ACN423×1 — ACN423×1 —	 AOS-6*26W (S25R-WCLN $\frac{1}{2}$ 12) AOS-6*30W (Others)	 LLR-T20	 FSS16-3.0*8 — FSS16-3.0*8 — FSS16-3.0*8 —	 LLR-T10 — LLR-T10 — LLR-T10 —	 ASGL6-D

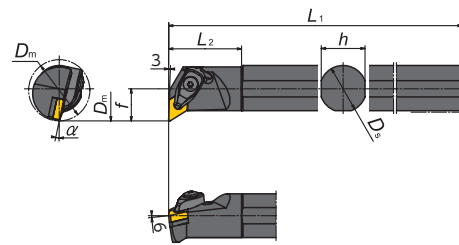
Inserts (CNG) → E3
 Inserts (CNGA) → E4 · E5 · E23 · E35
 Inserts (CNGX) → E6

■ DN.. Inserts

S-WDUN




Min. Bore Diameter $\phi 1.654''$ -











• Right hand shown

● Metric Holders

Item Number	Stock		Min. Bore Dia. D_m (mm)	Dimensions (mm)					Insert*	
	R	L		D_s	h	L_1	f	L_2		α
S32S-WDUN $\frac{1}{2}$ 15	○	○	42	32	30	250	22	50	12	 DNGA 43 (DNGA 45) (DNGX 45)
S40T-WDUN $\frac{1}{2}$ 15	○	○	50	40	38	300	27	60	10	

● Spare Parts

	Insert	Clamp	Shim	Clamp Screw	Wrench (for Clamp Screw)	Shim Screw	Wrench (for Shim Screw)	Spring
Standard	 DNGA 43 DNGA 45 DNGX 45	 DC6DN HC6DN (OP)	 ADN423×1 — —	 AOS-6*26W (S32S-WDUN $\frac{1}{2}$ 15) AOS-6*30W (S40T-WDUN $\frac{1}{2}$ 15)	 LLR-T20	 FSS16-3.0*8 — —	 LLR-T10 — —	 ASGL6-D

Inserts (DNGA) → E7 · E25 · E38
 Inserts (DNGX) → E8

● : Stock
 ● : Stock (Newly added)
 ■□□□ : While stocks last

R L : Stock (Right / Left-hand only)
 R L : Stock (Right / Left-hand only, Newly added)
 M : Mirror finish

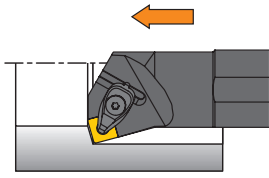
○ : 1-2 week delivery
 ○ : 1-2 week delivery (Newly added)
 ● : Coolant through

(R)L : 1-2 week delivery (Right / Left-hand only)
 (R)L : 1-2 week delivery (Right / Left-hand only, Newly added)

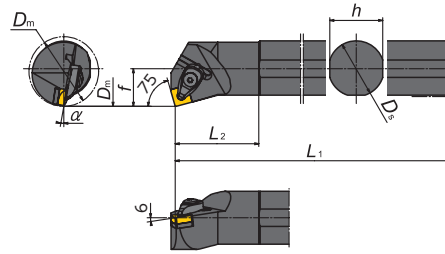
ID Tooling

SN.. Inserts

S-WSKN



Min. Bore Diameter ϕ 1.969" -



• Right hand shown

Metric Holder

Item Number	Stock		Min. Bore Dia. D_m (mm)	Dimensions (mm)					Insert*	
	R	L		D_s	h	L_1	f	L_2		α
S40T-WSKN $\frac{R}{L}$ 12	○	○	50	40	38	300	27	60	10	SNGA 43 (SNGA 45) (SNG 43) (SNG 45) (SNGX 45)

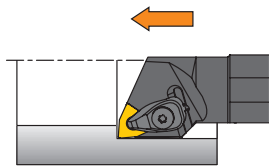
Spare Parts

	Insert	Clamp	Shim	Clamp Screw	Wrench (for Clamp Screw)	Shim Screw	Wrench (for Shim Screw)	Spring
Standard	SNGA 43 SNGA 45	DC6CN	ASN423×1	AOS-6*30W	LLR-T20	FSS16-3.0*8	LLR-T10	ASGL6-D
	SNG 43 SNG 45	TC6CN (OP)	ASN423×1			FSS16-3.0*8	LLR-T10	
	SNGX 45	HC6CN (OP)	—			—	—	

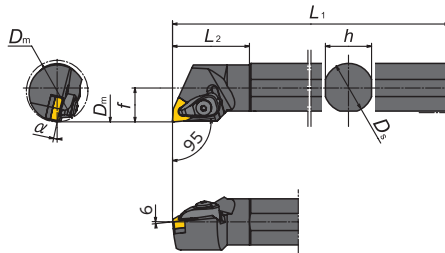
Inserts (SNG) → E13
 Inserts (SNGA) → E14 • E27 • E39
 Inserts (SNGX) → E15

WN.. Inserts

S-WWLN



Min. Bore Diameter ϕ 1.299" -



• Right hand shown

Metric Holders

Item Number	Stock		Min. Bore Dia. D_m (mm)	Dimensions (mm)					Insert	
	R	L		D_s	h	L_1	f	L_2		α
S25R-WWLN $\frac{R}{L}$ 08	○	○	33	25	24	200	17	40	14	WNGA 43 (WNGA 45)
S32S-WWLN $\frac{R}{L}$ 08	○	○	40	32	30	250	22	50	12	
S40T-WWLN $\frac{R}{L}$ 08	○	○	50	40	38	300	27	60	10	

Spare Parts

	Insert	Clamp	Shim	Clamp Screw	Wrench (for Clamp Screw)	Shim Screw	Wrench (for Shim Screw)	Spring
Standard	WNGA 43 WNGA 45	DC6CN	AWN423-W×1	AOS-6*30W	LLR-T20	FSS16-3.0*8	LLR-T10	ASGL6-D

Inserts → E21 • E44

* Optional spare parts are required to use the inserts in parentheses. See spare parts lists for detail.