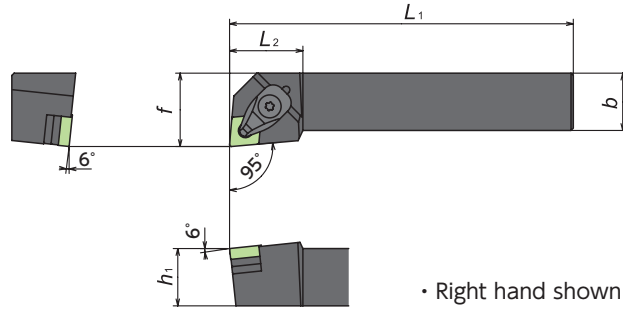
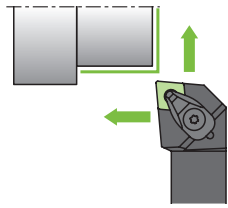


General Turning Toolholders

CN.. Inserts

WCLN



• Right hand shown

● Inch / Metric Holders

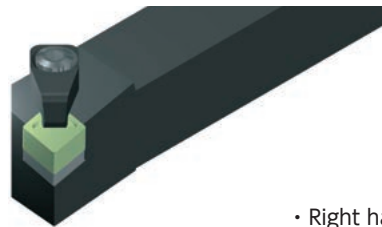
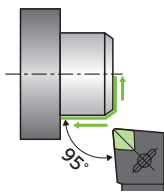
Item Number	Stock		h		b		L ₁		h ₁		f		L ₂		Insert*
	R	L	(inch)	(mm)	(inch)	(mm)	(inch)	(mm)	(inch)	(mm)	(inch)	(mm)	(inch)	(mm)	
WCLN [®] 16-4D	●	●	1.00	—	1.00	—	6.00	—	1.00	—	1.25	—	1.25	—	
WCLN [®] 20-4D	●	●	1.25	—	1.25	—	6.00	—	1.25	—	1.50	—	1.25	—	
WCLN [®] 2525M12	○	○	—	25	—	25	—	150	—	25	—	32	—	32	
WCLN [®] 3225P12	○	○	—	32	—	25	—	170	—	32	—	32	—	32	

● Spare Parts

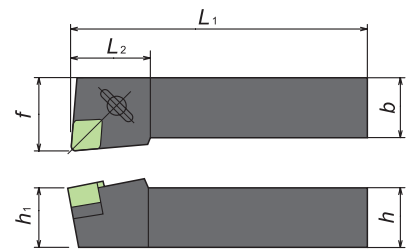
	Insert	Clamp	Shim	Clamp Screw	Wrench (for Clamp Screw)	Shim Screw	Wrench (for Shim Screw)	Spring
Standard	 CNGA 43 CNGA 45 CNG 43 CNG 45 CNGX 43 CNGX 45	 DC6CN TC6CN (OP) HC6CN (OP)	 ACN423 × 2 ACN423 × 1 ACN423 × 2 ACN423 × 1 ACN423 × 2 ACN423 × 1	 AOS-6*30W	 LLR-T20	 FSS15-3.0*12	 LLR-T10	 ASGL6-D

Inserts (CNG) → E3
 Inserts (CNGA) → E4 • E5 • E23 • E35
 Inserts (CNGX) → E6

CCLN



• Right hand shown



● Inch Holders

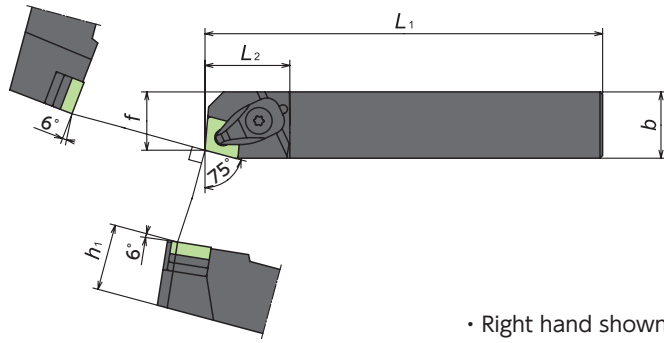
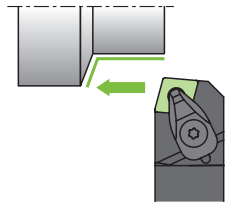
Item Number	Stock		Dimensions (inch)						Insert*
	R	L	h	b	L ₁	h ₁	f	L ₂	
CCLN [®] 164 CX	●	●	1.00	1.00	6.00	1.00	1.25	1.34	
CCLN [®] 204 CX	●	●	1.25	1.25	6.00	1.25	1.50	1.34	

● Spare Parts

	Insert	Clamp	Blade	Shim	Shim Screw	Wrench
Standard	 CNGX 43 CNGX 45 CNG 43 CNG 45	 2415 2417 (OP)	 — 9414 (OP)	 ICSN454 (OP) ICSN434 ICSN454 (OP) ICSN434	 1160	 LW-4

Inserts (CNG) → E3
 Inserts (CNGX) → E6

WCBN



• Right hand shown

Inch / Metric Holders

Item Number	Stock		h		b		L ₁		h ₁		f		L ₂		Insert*
	R	L	(inch)	(mm)	(inch)	(mm)	(inch)	(mm)	(inch)	(mm)	(inch)	(mm)	(inch)	(mm)	
WCBN [®] 16-4D	●	●	1.00	—	1.00	—	6.00	—	1.00	—	.88	—	1.25	—	
WCBN [®] 20-4D			1.25	—	1.25	—	6.00	—	1.25	—	1.13	—	1.25	—	
WCBN [®] 2525M12	○	○	—	25	—	25	—	150	—	25	—	22	—	32	

Spare Parts

	Insert	Clamp	Shim	Clamp Screw	Wrench (for Clamp Screw)	Shim Screw	Wrench (for Shim Screw)	Spring
Standard	 CNGA 43 CNGA 45 CNG 43 CNG 45	 DC6CN TC6CN (OP)	 ACN423 × 2 ACN423 × 1 ACN423 × 2 ACN423 × 1	 AOS-6*30W	 LLR-T20	 FSS15-3.0*12	 LLR-T10	 ASGL6-D

Inserts (CNG) → E3
 Inserts (CNGA) → E4 • E5 • E23 • E35

* Optional spare parts are required to use the inserts in parentheses. See spare parts lists for detail.

● : Stock
 ● : Stock (Newly added)
 ■ □ □ □ : While stocks last

R L : Stock (Right / Left-hand only)
 R L : Stock (Right / Left-hand only, Newly added)
 M : Mirror finish

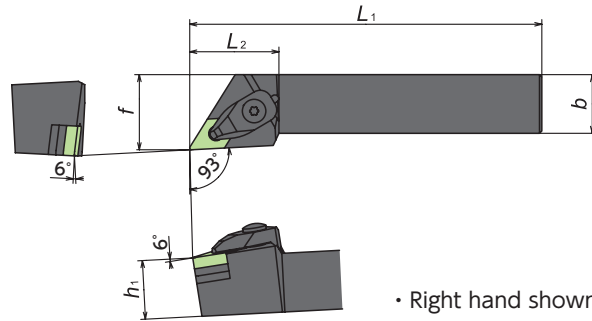
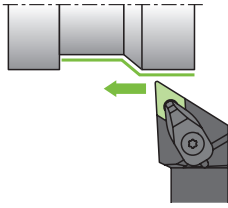
○ : 1-2 week delivery
 ○ : 1-2 week delivery (Newly added)
 🔵 : Coolant through

Ⓜ : 1-2 week delivery (Right / Left-hand only)
 Ⓜ : 1-2 week delivery (Right / Left-hand only, Newly added)

General Turning Toolholders


DN.. Inserts

WDJN











• Right hand shown

● Inch / Metric Holders

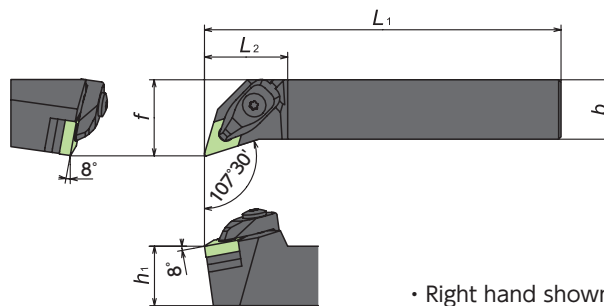
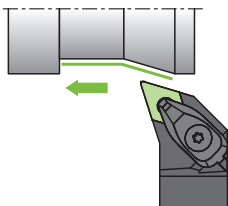
Item Number	Stock		h		b		L ₁		h ₁		f		L ₂		Insert*
	R	L	(inch)	(mm)	(inch)	(mm)	(inch)	(mm)	(inch)	(mm)	(inch)	(mm)	(inch)	(mm)	
WDJN _{1/2} 16-4D	●	●	1.00	—	1.00	—	6.00	—	1.00	—	1.25	—	1.50	—	DNGA 43 (DNGA 45) (DNGX 45) 
WDJN _{1/2} 20-4D	●	●	1.25	—	1.25	—	6.00	—	1.25	—	1.50	—	1.50	—	
WDJN _{1/2} 2525M15	○	○	—	25	—	25	—	150	—	25	—	32	—	38	
WDJN _{1/2} 3225P15	○	○	—	32	—	25	—	170	—	32	—	32	—	38	

● Spare Parts

	Insert	Clamp	Shim	Clamp Screw	Wrench (for Clamp Screw)	Shim Screw	Wrench (for Shim Screw)	Spring
Standard	 DNGA 43 DNGA 45 DNGX 45	 DC6DN HC6DN (OP)	 ADN423×2 ADN423×1 ADN423×1	 AOS-6*30W	 LLR-T20	 FSS15-3.0*12	 LLR-T10	 ASGL6-D


Inserts (DNGA) → E7 • E25 • E38
 Inserts (DNGX) → E8

WDHN











• Right hand shown

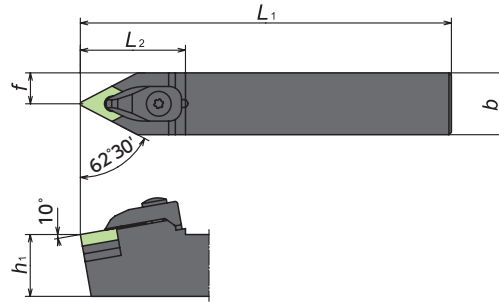
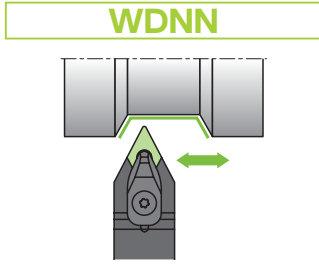
● Inch / Metric Holders

Item Number	Stock		h		b		L ₁		h ₁		f		L ₂		Insert*
	R	L	(inch)	(mm)	(inch)	(mm)	(inch)	(mm)	(inch)	(mm)	(inch)	(mm)	(inch)	(mm)	
WDHN _{1/2} 16-4D	●	●	1.00	—	1.25	—	6.00	—	1.00	—	1.25	—	1.38	—	DNGA 43 (DNGA 45) (DNGX 45) 
WDHN _{1/2} 20-4D			1.00	—	1.25	—	6.00	—	1.25	—	1.50	—	1.38	—	
WDHN _{1/2} 2525M15	○	○	—	25	—	25	—	150	—	25	—	32	—	35	

● Spare Parts

	Insert	Clamp	Shim	Clamp Screw	Wrench (for Clamp Screw)	Shim Screw	Wrench (for Shim Screw)	Spring
Standard	 DNGA 43 DNGA 45 DNGX 45	 DC6DN HC6DN (OP)	 ADN423×2 ADN423×1 ADN423×1	 AOS-6*30W	 LLR-T20	 FSS15-3.0*12	 LLR-T10	 ASGL6-D

Inserts (DNGA) → E7 • E25 • E38
 Inserts (DNGX) → E8



● Inch / Metric Holders

Item Number	Stock	h		b		L ₁		h ₁		f		L ₂		Insert*
		(inch)	(mm)	(inch)	(mm)	(inch)	(mm)	(inch)	(mm)	(inch)	(mm)	(inch)	(mm)	
WDNN 16-4D	●	1.00	—	1.00	—	6.00	—	1.00	—	.500	—	1.67	—	DNGA 43 (DNGA 45) (DNGX 45)
WDNN 20-4D		1.25	—	1.25	—	6.00	—	1.25	—	.625	—	1.67	—	
WDNN 2525M15	○	—	25	—	25	—	150	—	25	—	12.5	—	42.5	

● Spare Parts

	Insert	Clamp	Shim	Clamp Screw	Wrench (for Clamp Screw)	Shim Screw	Wrench (for Shim Screw)	Spring
Standard	DNGA 43 DNGA 45 DNGX 45	DC6DN HC6DN (OP)	ADN423×2 ADN423×1 ADN423×1	AOS-6*30W	LLR-T20	FSS15-3.0*12	LLR-T10	ASGL6-D

Inserts (DNGA) → E7 • E25 • E38
 Inserts (DNGX) → E8

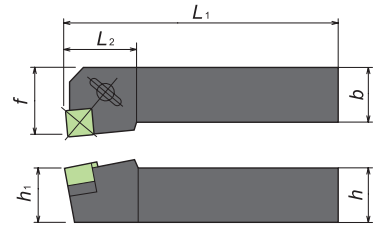
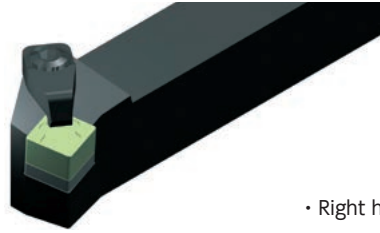
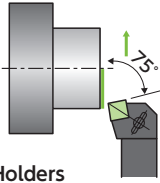
* Optional spare parts are required to use the inserts in parentheses. See spare parts lists for detail.

● : Stock
 ● : Stock (Newly added)
 ■□□□ : While stocks last
 R L : Stock (Right / Left-hand only)
 R L : Stock (Right / Left-hand only, Newly added)
 M : Mirror finish
 ○ : 1-2 week delivery
 ○ : 1-2 week delivery (Newly added)
 ● : Coolant through
 (R/L) : 1-2 week delivery (Right / Left-hand only)
 (R/L) : 1-2 week delivery (Right / Left-hand only, Newly added)

General Turning Toolholders

SN.. Inserts

CSKN

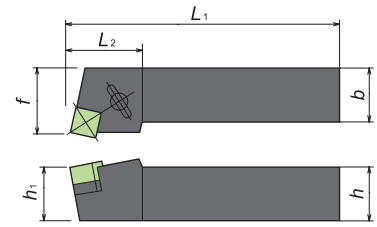
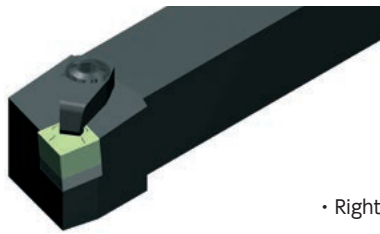
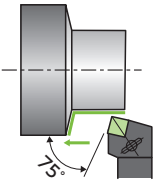


• Right hand shown

● Inch Holders

Item Number	Stock		Dimensions (inch)						Insert*
	R	L	h	b	L_1	h_1	f	L_2	
CSKN $\frac{R}{L}$ 164 CX	●	●	1.00	1.00	6.00	1.00	1.25	1.34	
CSKN $\frac{R}{L}$ 204 CX	●	●	1.25	1.25	6.00	1.25	1.50	1.34	
CSKN $\frac{R}{L}$ 165 CX	●	●	1.00	1.00	6.00	1.00	1.25	1.34	
CSKN $\frac{R}{L}$ 205 CX	●	●	1.25	1.25	6.00	1.25	1.50	1.34	

CSRN

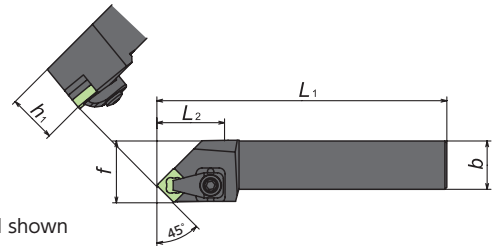
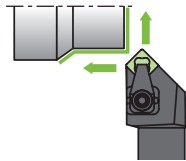


• Right hand shown

● Inch Holders

Item Number	Stock		Dimensions (inch)						Insert*
	R	L	h	b	L_1	h_1	f	L_2	
CSRN $\frac{R}{L}$ 164 CX	●	●	1.00	1.00	6.00	1.00	1.13	1.34	
CSRN $\frac{R}{L}$ 204 CX	●	●	1.25	1.25	6.00	1.25	1.38	1.34	
CSRN $\frac{R}{L}$ 165 CX	●	●	1.00	1.00	6.00	1.00	1.10	1.50	
CSRN $\frac{R}{L}$ 205 CX	●	●	1.25	1.25	6.00	1.25	1.35	1.50	
CSRN $\frac{R}{L}$ 245 CX	●	●	1.50	1.50	8.00	1.50	1.75	1.65	

CSSN



• Right hand shown

● Inch Holders

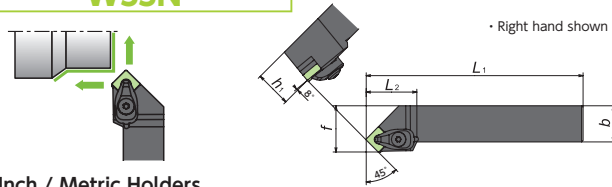
Item Number	Stock		Dimensions (inch)						Insert*
	R	L	h	b	L_1	h_1	L_2	f	
CSSN $\frac{R}{L}$ 245 CD	●	●	1.50	1.50	6.00	1.50	2.00	1.653	

● Spare Parts

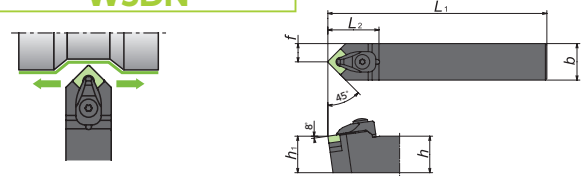
	Insert	Clamp	Blade	Shim	Shim Screw	Wrench
Standard	SNGX 45	2415	—	ISSN 434	1160	LW-4
	SNG 43	2417 (OP)	9414 (OP)	ISSN 454 (OP)	1160	
	SNG 45			ISSN 434		
Standard	SNGX 55	2415	—	ISSN534	1180	
	SNG 55	2417 (OP)	9414 (OP)			

Inserts (SNG) → E13
Inserts (SNGX) → E15

WSSN



WSDN



● Inch / Metric Holders

Item Number	Stock		h		b		L ₁		h ₁		f		L ₂		Insert*
	R	L	inch	mm	inch	mm	inch	mm	inch	mm	inch	mm	inch	mm	
WSSN _{R/L} 16-4D	●	●	1.00	—	1.00	—	6.00	—	1.00	—	1.25	—	1.38	—	
WSSN _{R/L} 20-4D			1.25	—	1.25	—	6.00	—	1.25	—	1.50	—	1.38	—	
WSSN _{R/L} 2525M12	●	○	—	25	—	25	—	150	—	25	—	32	—	35	

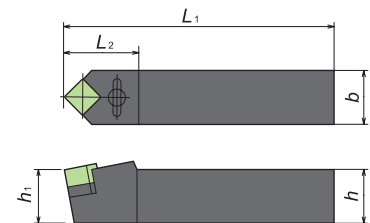

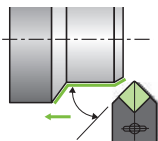
Item Number	Stock	h		b		L ₁		h ₁		f		L ₂		Insert*
		inch	mm	inch	mm	inch	mm	inch	mm	inch	mm	inch	mm	
WSDNN 16-4D	●	1.00	—	1.00	—	6.00	—	1.00	—	.500	—	1.42	—	
WSDNN 20-4D		1.25	—	1.25	—	6.00	—	1.25	—	.625	—	1.42	—	
WSDNN 2525M12	○	—	25	—	25	—	150	—	25	—	12.5	—	35	
WSDNN 3225P12	○	—	32	—	25	—	170	—	32	—	12.5	—	35	

● Spare Parts

	Insert	Clamp	Shim	Clamp Screw	Wrench (for Clamp Screw)	Shim Screw	Wrench (for Shim Screw)	Spring
Standard	 SNGA 43 SNGA 45 SNG 43 SNG 45 SNGX 45	 DC6CN TC6CN (OP) HC6SN (OP)	 ASN423×2 ASN423×1 ASN423×2 ASN423×1 ASN423×1	 AOS-6*30W	 LLR-T20	 FSS15-3.0*12	 LLR-T10	 ASGL6-D

Inserts (SNG) → E13
 Inserts (SNGA) → E14 • E27 • E39
 Inserts (SNGX) → E15

CSDN



● Inch Holders

Item Number	Stock	Dimensions (inch)					Insert*
		h	b	L ₁	h ₁	L ₂	
CSDNN 164 CX	●	1.00	1.00	6.00	1.00	1.65	
CSDNN 204 CX	●	1.25	1.25	6.00	1.25	1.65	
CSDNN 165 CX	●	1.00	1.00	6.00	1.00	1.65	
CSDNN 205 CX	●	1.25	1.25	6.00	1.25	1.65	

● Spare Parts

	Insert	Clamp	Blade	Shim	Shim Screw	Wrench
Standard	 SNGX 45 SNG 43 SNG 45	 2415 2417 (OP)	 — 9414 (OP)	 ISSN 434 ISSN 454 (OP) ISSN 434 ISSN534	 1160 1180	 LW-4
Standard	 SNGX 55 SNG 55	 2415 2417 (OP)	 — 9414 (OP)	 ISSN534	 1180	

Inserts (SNG) → E13
 Inserts (SNGX) → E15

* Optional spare parts are required to use the inserts in parentheses. See spare parts lists for detail.

● : Stock
 ● : Stock (Newly added)
 ■□□□ : While stocks last

R L : Stock (Right / Left-hand only)
 R L : Stock (Right / Left-hand only, Newly added)
 □ : Mirror finish

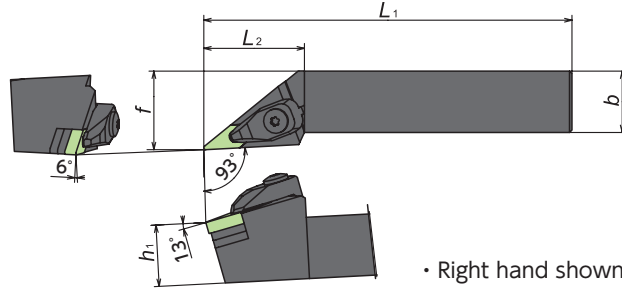
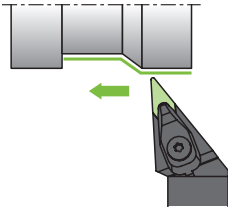
○ : 1-2 week delivery
 ○ : 1-2 week delivery (Newly added)
 ● : Coolant through

(R): 1-2 week delivery (Right / Left-hand only)
 (RL): 1-2 week delivery (Right / Left-hand only, Newly added)

General Turning Toolholders


VN.. Inserts

WVJN











• Right hand shown

● Inch / Metric Holders

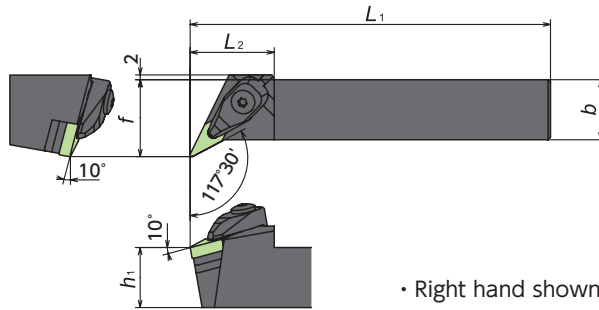
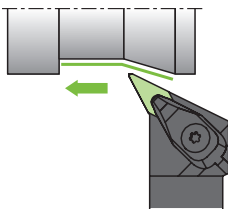
Item Number	Stock		h		b		L ₁		h ₁		f		L ₂		Insert*
	R	L	inch	mm	inch	mm	inch	mm	inch	mm	inch	mm	inch	mm	
WVJN [®] / 16-3D	●	●	1.00	—	1.00	—	6.00	—	1.00	—	1.25	—	1.61	—	VNGA 33 (VNGA 35) (VNGX 35) 
WVJN [®] / 20-3D	●	●	1.25	—	1.25	—	6.00	—	1.25	—	1.50	—	1.61	—	
WVJN [®] / 2525M16	○	○	—	25	—	25	—	150	—	25	—	32	—	41	
WVJN [®] / 3225P16	○	○	—	32	—	25	—	170	—	32	—	32	—	41	

● Spare Parts

	Insert	Clamp	Shim	Clamp Screw	Wrench (for Clamp Screw)	Shim Screw	Wrench (for Shim Screw)	Spring
Standard	 VNGA 33 VNGA 35 VNGX 35	 DC6VN HC6VN (OP)	 AVN323×2 AVN323×1 AVN323×1	 AOS-6*30W	 LLR-T20	 FSS15-3.0*12	 LLR-T10	 ASGL6-D


Inserts (VNGA) → E20 • E32 • E44

WVPN











• Right hand shown

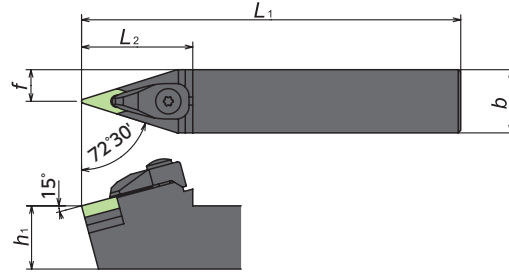
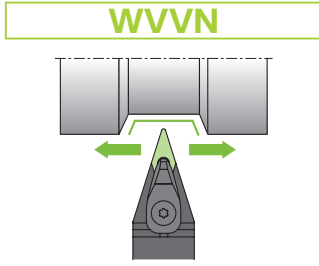
● Inch / Metric Holders

Item Number	Stock		h		b		L ₁		h ₁		f		L ₂		Insert*
	R	L	inch	mm	inch	mm	inch	mm	inch	mm	inch	mm	inch	mm	
WVPN [®] / 16-3D	●	●	1.00	—	1.00	—	6.00	—	1.00	—	1.25	—	1.38	—	VNGA 33 (VNGA 35) (VNGX 35) 
WVPN [®] / 20-3D	●	●	1.25	—	1.25	—	6.00	—	1.25	—	1.50	—	1.38	—	
WVPN [®] / 2525M16	○	○	—	25	—	25	—	150	—	25	—	32	—	35	


● Spare Parts

	Insert	Clamp	Shim	Clamp Screw	Wrench (for Clamp Screw)	Shim Screw	Wrench (for Shim Screw)	Spring
Standard	 VNGA 33 VNGA 35 VNGX 35	 DC6VN HC6VN (OP)	 AVN323×2 AVN323×1 AVN323×1	 AOS-6*30W	 LLR-T20	 FSS15-3.0*12	 LLR-T10	 ASGL6-D



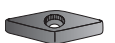

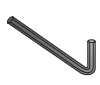



Inserts (VNGA) → E20 • E32 • E44



● Inch / Metric Holders

Item Number	Stock	h		b		L ₁		h ₁		f		L ₂		Insert*
		inch	mm	inch	mm	inch	mm	inch	mm	inch	mm	inch	mm	
WVVNN 16-3D	●	1.00	—	1.00	—	6.00	—	1.00	—	.500	—	1.73	—	VNGA 33 (VNGA 35) (VNGX 35) 
WVVNN 20-3D		1.25	—	1.25	—	6.00	—	1.25	—	.625	—	1.73	—	
WVVNN 2525M16	○	—	25	—	25	—	150	—	25	—	12.5	—	44	

● Spare Parts

	Insert	Clamp	Shim	Clamp Screw	Wrench (for Clamp Screw)	Shim Screw	Wrench (for Shim Screw)	Spring
								
Standard	VNGA 33 VNGA 35 VNGX 35	DC6VN HC6VN (OP)	AVN323×2 AVN323×1 AVN323×1	AOS-6*30W	LLR-T20	FSS15-3.0*12	LLR-T10	ASGL6-D

Inserts (VNGA) → E20 • E32 • E44

General Turning
Toolholders

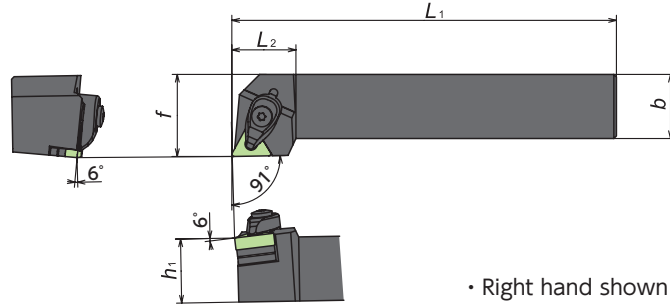
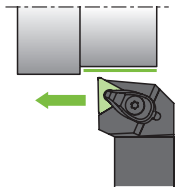
* Optional spare parts are required to use the inserts in parentheses. See spare parts lists for detail.

● : Stock
 ● : Stock (Newly added)
 ■□□□ : While stocks last
 R L : Stock (Right / Left-hand only)
 R L : Stock (Right / Left-hand only, Newly added)
 Ⓜ : Mirror finish
 ○ : 1-2 week delivery
 ○ : 1-2 week delivery (Newly added)
 Ⓢ : Coolant through
 (R/L) : 1-2 week delivery (Right / Left-hand only)
 (R/L) : 1-2 week delivery (Right / Left-hand only, Newly added)

General Turning Toolholders

TN.. Inserts

WTGN



• Right hand shown

● Inch / Metric Holders

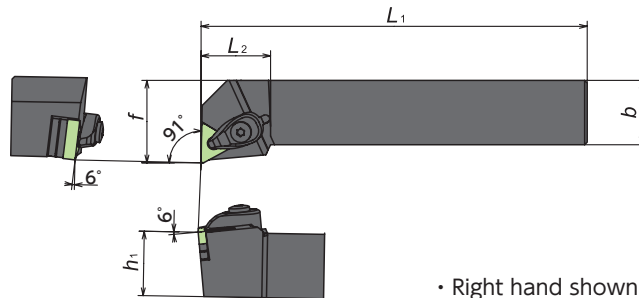
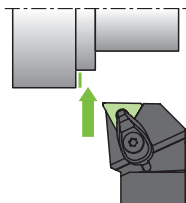
Item Number	Stock		h		b		L ₁		h ₁		f		L ₂		Insert*
	R	L	inch	mm	inch	mm	inch	mm	inch	mm	inch	mm	inch	mm	
WTGN _{1/2} 16-3D	●	●	1.00	—	1.00	—	6.00	—	1.00	—	1.25	—	1.00	—	TNGA 33 (TNGA 35) (TNG 33) (TNG 35)
WTGN _{1/2} 20-3D			1.25	—	1.25	—	6.00	—	1.25	—	1.50	—	1.00	—	
WTGN _{1/2} 2525M16	●	○	—	25	—	25	—	150	—	25	—	32	—	25	

● Spare Parts

	Insert	Clamp	Shim	Clamp Screw	Wrench (for Clamp Screw)	Shim Screw	Wrench (for Shim Screw)	Spring
Standard	TNGA 33 TNGA 35 TNG 33 TNG 35	DC5TN TC5TN (OP)	ATN323×2 ATN323×1 ATN323×2 ATN323×1	AOS-5*26W	LLR-T15	FSS15-3.0*12	LLR-T10	ASGL6-D

Inserts (TNG) → E16
Inserts (TNGA) → E18 • E28 • E41

WTFN



• Right hand shown

● Inch / Metric Holders

Item Number	Stock		h		b		L ₁		h ₁		f		L ₂		Insert*
	R	L	inch	mm	inch	mm	inch	mm	inch	mm	inch	mm	inch	mm	
WTFN _{1/2} 16-3D	●	●	1.00	—	1.00	—	6.00	—	1.00	—	1.25	—	1.06	—	TNGA 33 (TNGA 35) (TNG 33) (TNG 35)
WTFN _{1/2} 20-3D			1.25	—	1.25	—	6.00	—	1.25	—	1.50	—	1.06	—	
WTFN _{1/2} 2525M16	○	○	—	25	—	25	—	150	—	25	—	32	—	27	

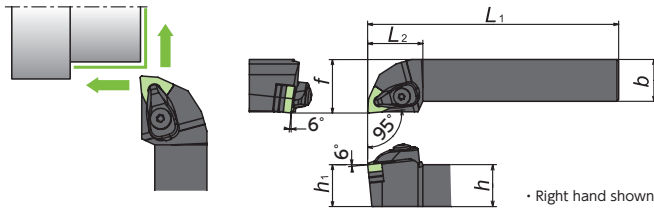
● Spare Parts

	Insert	Clamp	Shim	Clamp Screw	Wrench (for Clamp Screw)	Shim Screw	Wrench (for Shim Screw)	Spring
Standard	TNGA 33 TNGA 35 TNG 33 TNG 35	DC5TN TC5TN (OP)	ATN323×2 ATN323×1 ATN323×2 ATN323×1	AOS-5*26W	LLR-T15	FSS15-3.0*12	LLR-T10	ASGL6-D

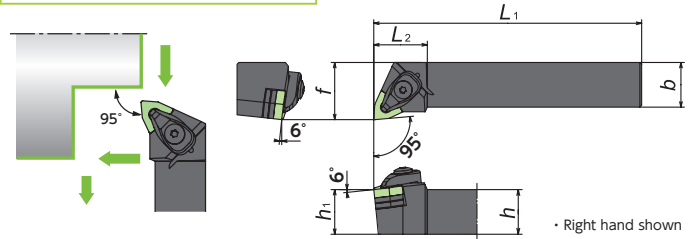
Inserts (TNG) → E16
Inserts (TNGA) → E18 • E28 • E41

WN.. Inserts


WWLN




WWLN-2











Inch / Metric Holders

Item Number	Stock		h		b		L ₁		h ₁		f		L ₂		Insert
	R	L	inch	mm	inch	mm	inch	mm	inch	mm	inch	mm	inch	mm	
WWLN [®] 16-4D	●	●	1.00	—	1.00	—	6.00	—	1.00	—	1.25	—	1.30	—	WNGA 43 (WNGA 45) 
WWLN [®] 20-4D			1.25	—	1.25	—	6.00	—	1.25	—	1.50	—	1.30	—	
WWLN [®] 2525M08	○	●	—	25	—	25	—	150	—	25	—	32	—	33	

Item Number	Stock		h		b		L ₁		h ₁		f		L ₂		Insert
	R	L	inch	mm	inch	mm	inch	mm	inch	mm	inch	mm	inch	mm	
WWLN [®] 16-4D-2	●	●	1.00	—	1.00	—	6.00	—	1.00	—	1.25	—	1.18	—	WNGA 43 (WNGA 45) 
WWLN [®] 20-4D-2			1.25	—	1.25	—	6.00	—	1.25	—	1.50	—	1.18	—	
WWLN [®] 2525M08-2	○	○	—	25	—	25	—	150	—	25	—	32	—	30	

Spare Parts

	Insert	Clamp	Shim	Clamp Screw	Wrench (for Clamp Screw)	Shim Screw	Wrench (for Shim Screw)	Spring
								
Standard	WNGA 43 WNGA 45	DC6CN	AWN423-W×2 AWN423-W×1	AOS-6*30W	LLR-T20	FSS15-3.0*12	LLR-T10	ASGL6-D

Inserts → E21 • E44

General Turning
Toolholders

* Optional spare parts are required to use the inserts in parentheses. See spare parts lists for detail.

● : Stock
● : Stock (Newly added)
■□□□ : While stocks last

R L : Stock (Right / Left-hand only)
R L : Stock (Right / Left-hand only, Newly added)
Ⓜ : Mirror finish


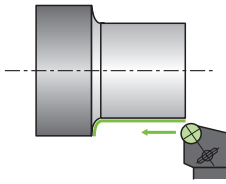
○ : 1-2 week delivery
○ : 1-2 week delivery (Newly added)
Ⓜ : Coolant through

Ⓜ : 1-2 week delivery (Right / Left-hand only)
Ⓜ : 1-2 week delivery (Right / Left-hand only, Newly added)

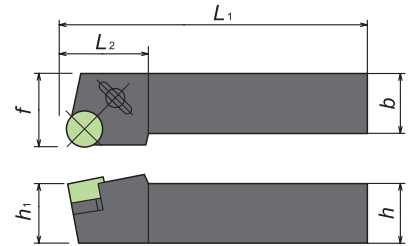
General Turning Toolholders

RN.. Inserts


CRGN









• Right hand shown



Inch Holders

Item Number	Stock		Dimensions (inch)						Insert*
	R	L	h	b	L_1	h_1	f	L_2	
CRGN $\frac{1}{4}$ 164 CD	●	●	1.00	1.00	6.00	1.00	1.25	1.34	 RNG 45 (RNG 43) RNG 55 RNG 65
CRGN $\frac{1}{4}$ 204 CD	●	●	1.25	1.25	6.00	1.25	1.50	1.34	
CRGN $\frac{1}{4}$ 165 CD	●	●	1.00	1.00	6.00	1.00	1.25	1.34	
CRGN $\frac{1}{4}$ 205 CD	●	●	1.25	1.25	6.00	1.25	1.50	1.34	
CRGN $\frac{1}{4}$ 206 CD	●	●	1.25	1.25	6.00	1.25	1.50	1.65	

Spare Parts

	Insert	Clamp	Blade	Shim	Shim Screw	Wrench
						
Standard	RNG 45	2413	9414	IRSN 43	1160	LW-4
	RNG 43			IRSN 45 (OP)		
Standard	RNG 55			IRSN 53	1180	
Standard	RNG 65	2417		3919	1182	

Inserts → E10 • E26

General Turning Toolholders