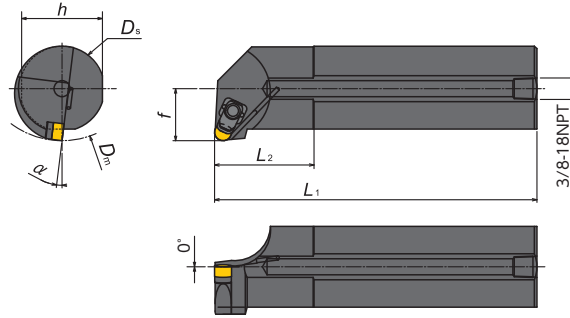
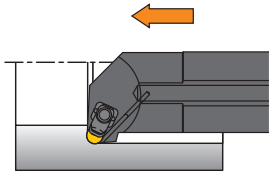


## RN.. Inserts

**S-CRGN (Coolant through)**

Min. Bore Diameter  $\phi 3.0"$  -



### Inch Holders

Item Number	Stock		Min. Bore Dia. $D_m$ (inch)	Dimensions (inch)					Insert*	
	R	L		$D_s$	$h$	$L_1$	$f$	$L_2$		$\alpha$
S50-CRGN $\frac{3}{8}$ -32-4	●		3.0	2.0	1.87	16.0	1.281	2.362	7	RNG 45 (RNG 43)
S50-CRGN $\frac{3}{8}$ -40-4	●		3.5	2.5	2.38	16.0	1.531	2.950	7	

### Spare Parts

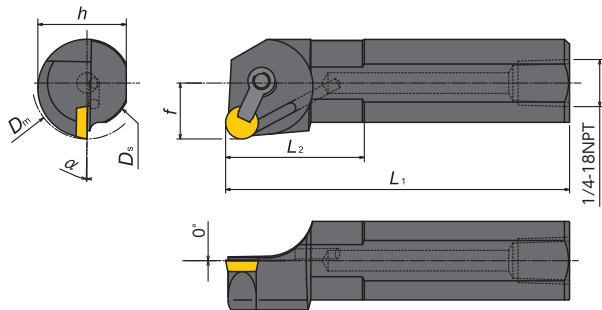
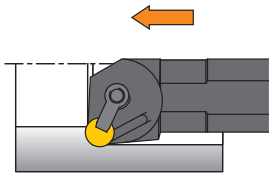
	Insert	Clamp	Blade	Shim	Shim Screw	Wrench
Standard	RNG 45 RNG 43	2413	9414	IRSN 43 IRSN 45 (OP)	1161	5104

Inserts → E10 • E26

## RP.. Inserts

**S-CRGP (Coolant through)**

Min. Bore Diameter  $\phi 1.25"$  -



### Inch Holders

Item Number	Stock		Min. Bore Dia. $D_m$ (inch)	Dimensions (inch)					Insert	
	R	L		$D_s$	$h$	$L_1$	$f$	$L_2$		$\alpha$
S12-CRGP $\frac{1}{4}$ -16-3	●		1.25	1.0	0.89	12.0	.640	1.574	1	RPG 32

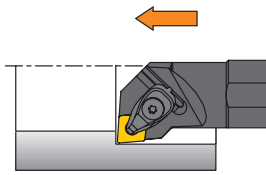
### Spare Parts

	Insert	Clamp	Diff Screw	Wrench
Standard	RPG 32	CL-7	XNS-36	5124

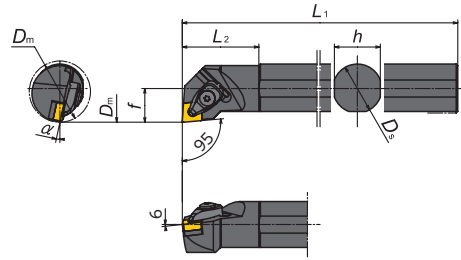
Inserts → E11

## ■ CN.. Inserts

### S-WCLN



Min. Bore Diameter  $\phi 1.299''$  -



• Right hand shown

#### ● Metric Holders

Item Number	Stock		Min. Bore Dia. $D_m$ (mm)	Dimensions (mm)					Insert*	
	R	L		$D_s$	$h$	$L_1$	$f$	$L_2$		$\alpha$
S25R-WCLN $\frac{1}{2}$ 12	○	○	33	25	24	200	17	40	14	CNGA 43 (CNGA 45) (CNG 43) (CNG 45) (CNGX 43) (CNGX 45)
S32S-WCLN $\frac{1}{2}$ 12	○	○	40	32	30	250	22	50	12	
S40T-WCLN $\frac{1}{2}$ 12	○	○	50	40	38	300	27	60	10	
S50U-WCLN $\frac{1}{2}$ 12	○	○	63	50	47	350	35	65	8	

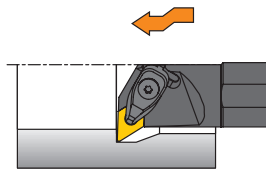
#### ● Spare Parts

	Insert	Clamp	Shim	Clamp Screw	Wrench (for Clamp Screw)	Shim Screw	Wrench (for Shim Screw)	Spring
Standard	CNGA 43 CNGA 45 CNG 43 CNG 45 CNGX 43 CNGX 45	DC6CN TC6CN (OP) HC6CN (OP)	ACN423×1 — ACN423×1 — ACN423×1 —	AOS-6*26W (S25R-WCLN $\frac{1}{2}$ 12) AOS-6*30W (Others)	LLR-T20	FSS16-3.0*8 — FSS16-3.0*8 — FSS16-3.0*8 —	LLR-T10 — LLR-T10 — LLR-T10 —	ASGL6-D

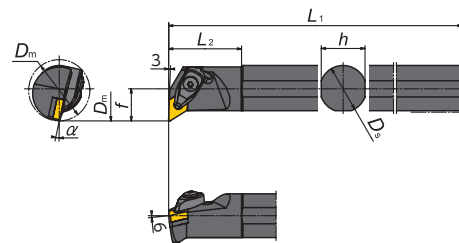
Inserts (CNG) → E3  
 Inserts (CNGA) → E4 · E5 · E23 · E35  
 Inserts (CNGX) → E6

## ■ DN.. Inserts

### S-WDUN



Min. Bore Diameter  $\phi 1.654''$  -



• Right hand shown

#### ● Metric Holders

Item Number	Stock		Min. Bore Dia. $D_m$ (mm)	Dimensions (mm)					Insert*	
	R	L		$D_s$	$h$	$L_1$	$f$	$L_2$		$\alpha$
S32S-WDUN $\frac{1}{2}$ 15	○	○	42	32	30	250	22	50	12	DNGA 43 (DNGA 45) (DNGX 45)
S40T-WDUN $\frac{1}{2}$ 15	○	○	50	40	38	300	27	60	10	

#### ● Spare Parts

	Insert	Clamp	Shim	Clamp Screw	Wrench (for Clamp Screw)	Shim Screw	Wrench (for Shim Screw)	Spring
Standard	DNGA 43 DNGA 45 DNGX 45	DC6DN HC6DN (OP)	ADN423×1 — —	AOS-6*26W (S32S-WDUN $\frac{1}{2}$ 15) AOS-6*30W (S40T-WDUN $\frac{1}{2}$ 15)	LLR-T20	FSS16-3.0*8 — —	LLR-T10 — —	ASGL6-D

Inserts (DNGA) → E7 · E25 · E38  
 Inserts (DNGX) → E8

● : Stock  
 ● : Stock (Newly added)  
 ■□□□ : While stocks last

R L : Stock (Right / Left-hand only)  
 R L : Stock (Right / Left-hand only, Newly added)  
 M : Mirror finish

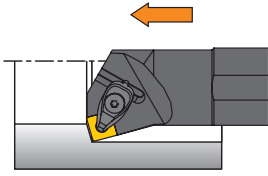
○ : 1-2 week delivery  
 ○ : 1-2 week delivery (Newly added)  
 ● : Coolant through

(R)L : 1-2 week delivery (Right / Left-hand only)  
 (R)L : 1-2 week delivery (Right / Left-hand only, Newly added)

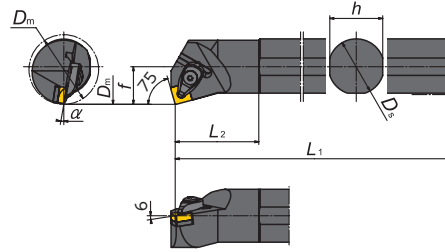
# ID Tooling

## SN.. Inserts

### S-WSKN



Min. Bore Diameter  $\phi$  1.969" -



• Right hand shown

#### Metric Holder

Item Number	Stock		Min. Bore Dia. $D_m$ (mm)	Dimensions (mm)					Insert*	
	R	L		$D_s$	$h$	$L_1$	$f$	$L_2$		$\alpha$
S40T-WSKN $\frac{R}{L}$ 12	○	○	50	40	38	300	27	60	10	SNGA 43 (SNGA 45) (SNG 43) (SNG 45) (SNGX 45)

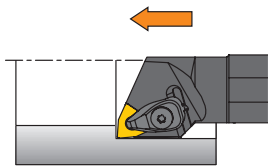
#### Spare Parts

	Insert	Clamp	Shim	Clamp Screw	Wrench (for Clamp Screw)	Shim Screw	Wrench (for Shim Screw)	Spring
Standard	SNGA 43 SNGA 45 SNG 43 SNG 45 SNGX 45	DC6CN TC6CN (OP) HC6CN (OP)	ASN423×1 — ASN423×1 — —	AOS-6*30W	LLR-T20	FSS16-3.0*8 — FSS16-3.0*8 — —	LLR-T10 — LLR-T10 — —	ASGL6-D

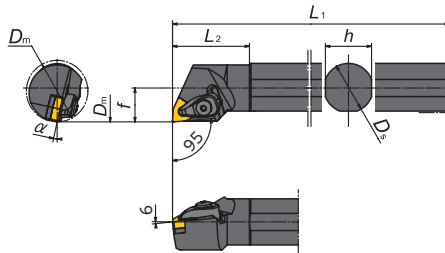
Inserts (SNG) → E13  
Inserts (SNGA) → E14 • E27 • E39  
Inserts (SNGX) → E15

## WN.. Inserts

### S-WWLN



Min. Bore Diameter  $\phi$  1.299" -



• Right hand shown

#### Metric Holders

Item Number	Stock		Min. Bore Dia. $D_m$ (mm)	Dimensions (mm)					Insert	
	R	L		$D_s$	$h$	$L_1$	$f$	$L_2$		$\alpha$
S25R-WWLN $\frac{R}{L}$ 08	○	○	33	25	24	200	17	40	14	WNGA 43 (WNGA 45)
S32S-WWLN $\frac{R}{L}$ 08	○	○	40	32	30	250	22	50	12	
S40T-WWLN $\frac{R}{L}$ 08	○	○	50	40	38	300	27	60	10	

#### Spare Parts

	Insert	Clamp	Shim	Clamp Screw	Wrench (for Clamp Screw)	Shim Screw	Wrench (for Shim Screw)	Spring
Standard	WNGA 43 WNGA 45	DC6CN	AWN423-W×1 —	AOS-6*30W	LLR-T20	FSS16-3.0*8 —	LLR-T10 —	ASGL6-D

Inserts → E21 • E44

\* Optional spare parts are required to use the inserts in parentheses. See spare parts lists for detail.