Toolholders for TN.. Inserts

PTXN-N

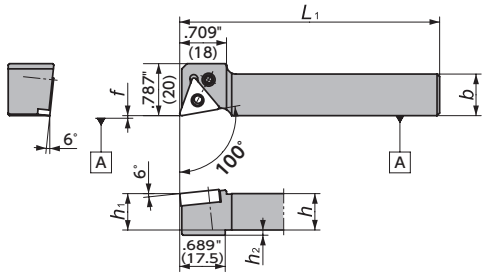

Figure-1

Shim	Clamp Pin	Spring
–	LCL33N	–

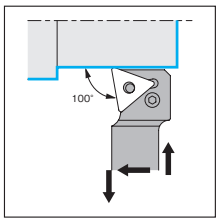

Right-Hand style shown

STXNR-N

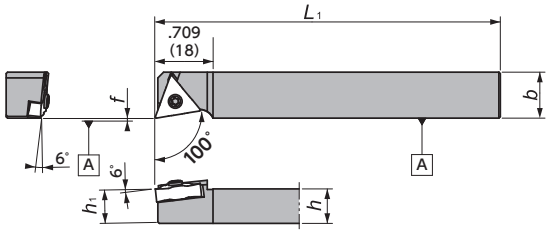

Figure-2

＊Only for UL Chipbreaker

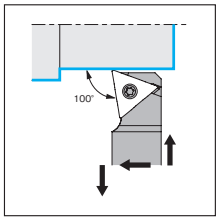

Right-Hand style shown

PTAN-N

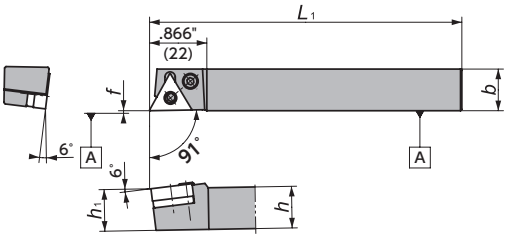

Figure-3

Shim	Clamp Pin	Spring
LST317	LCL3	LSP3

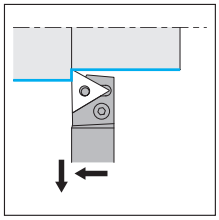

Right-Hand style shown

PTLN

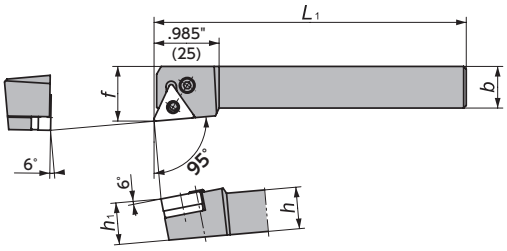

Figure-4

Shim	Clamp Pin	Spring
LST317	LCL3	LSP3

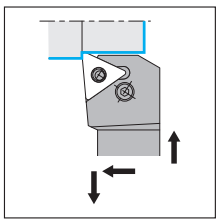

Right-Hand style shown

DS-PTX

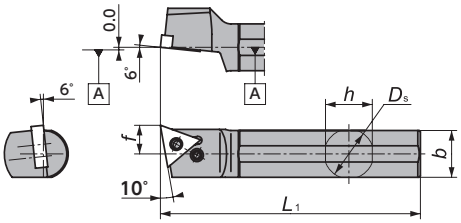

Figure-5

Shim	Clamp Pin	Spring
–	LCL33N	–

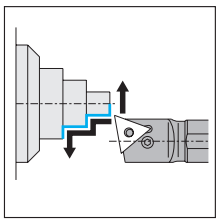

Left-Hand style shown
Takes Right-hand or Neutral insert

DS-PTX-ACH (Adjustable centerline height)

〈Parts〉

Shank	Wedge	Screw for Wedge
ϕ.630" (16)	ACH-W18 (5805601)	WS060415-003 (5795539)
ϕ3/4" (19.05)		
ϕ.787" (20)		WS060419-004 (5799226)
ϕ.866" (22)		
ϕ1" (25.4)	ACH-W24 (5805619)	

Figure-6

Shim	Clamp Pin	Spring
–	LCL33N	–

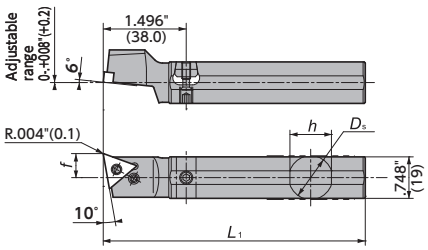

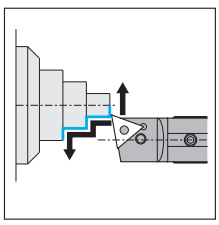

Left-Hand style shown
Takes Right-hand or Neutral insert

TN.. Series - Toolholders

■PTXN-N / PTAN-N / PTLN

Gage Insert	Item Number	Figure	Stock R	Stock L	h (Inch)	h (mm)	b (Inch)	b (mm)	h_1 (Inch)	h_1 (mm)	L_1 (Inch)	L_1 (mm)	h_2 (Inch)	h_2 (mm)	f (Inch)	f (mm)	Clamp Screw	Wrench
TN..33..	PTXN®/ℓ063C	1	●		3/8		5/8		3/8		4.724	120	.097	2.475	0.0	0.0	LCS33	LW-2
	PTXN®/ℓ083C	1	●		1/2		5/8		1/2		4.724	120	–	–	0.0	0.0	LCS33	LW-2
	PTXN®/ℓ103C	1	●		5/8		5/8		5/8		4.724	120	–	–	0.0	0.0	LCS33	LW-2
TN..33..	PTXN®/ℓ1016X33N	1	○		.394	10.0	.630	16	.394	10	4.724	120	.079	2	0.0	0.0	LCS33	LW-2
	PTXN®/ℓ1216X33N	1	●		.472	12.0	.630	16	.472	12	4.724	120	–	–	0.0	0.0	LCS33	LW-2
	PTXN®/ℓ1616X33N	1	○		.630	16.0	.630	16	.630	16	4.724	120	–	–	0.0	0.0	LCS33	LW-2
	PTXN®/ℓ2020X33N	1	○		.787	20.0	.787	20	.787	20	4.724	120	–	–	0.0	0.0	LCS33	LW-2
TN..33..	STXNR1016X33N	2	○		.394	10.0	.630	16.0	.394	10.0	4.724	120	–	–	0.0	0.0	LR-5 3.5 × 10	LLR-20S
	STXNR1216X33N	2	○		.472	12.0	.630	16.0	.472	12.0	4.724	120	–	–	0.0	0.0	LR-5 3.5 × 10	LLR-20S
	STXNR1616X33N	2	○		.630	16.0	.630	16.0	.630	16.0	4.724	120	–	–	0.0	0.0	LR-5 3.5 × 10	LLR-20S
TN..33..	PTAN®/ℓ1616X33N	3	○		.630	16.0	.630	16	.630	16	4.724	120	–	–	0.0	0.0	LCS3	LW-2.5
TN..33..	PTLN®/ℓ2020L33	4	○	○	.787	20.0	.787	20	.787	20	5.512	140	–	–	.984	25	LCS3	LW-2.5

■DS-PTX / DS-PTX-ACH

Gage Insert	Item Number	Figure	Stock R	Stock L	D_s (Inch)	D_s (mm)	h (Inch)	h (mm)	b (Inch)	b (mm)	L_1 (Inch)	L_1 (mm)	f (Inch)	f (mm)	Clamp Screw	Wrench
TN..33..	DS-PTX®/ℓ19-33	5		○	3/4	19.050	.709	18.0	.709	18	4.724	120	.433	11.0	LCS33	LW-2
	DS-PTX®/ℓ20-33	5		○	.787	20.000	.748	19.0	.748	19	4.724	120	.433	11.0	LCS33	LW-2
	DS-PTX®/ℓ22-33	5		○	.866	22.000	.827	21.0	.827	21	4.724	120	.472	12.0	LCS33	LW-2
	DS-PTX®/ℓ25M-33	5		○	1	25.400	.945	24.0	.945	24	5.906	150	.512	13.0	LCS33	LW-2
TN..33..	DS-PTX®/ℓ16-33-ACH	6		●	.630	16.000	.610	15.5	.591	15	4.724	120	.433	11.0	LCS33	LW-2
	DS-PTX®/ℓ19-33-ACH	6		●	3/4	19.050	.709	18.0	.709	18	4.724	120	.433	11.0	LCS33	LW-2
	DS-PTX®/ℓ20-33-ACH	6		●	.787	20.000	.748	19.0	.748	19	4.724	120	.433	11.0	LCS33	LW-2
	DS-PTX®/ℓ22-33-ACH	6		●	.866	22.000	.827	21.0	.827	21	4.724	120	.472	12.0	LCS33	LW-2
	DS-PTX®/ℓ25-33MET-ACH	1		●	1	25.000	.945	24.0	.945	24	5.906	150	.512	13.0	LCS33	LW-2
	DS-PTX®/ℓ25-33-ACH	6		●	1	25.400	.945	24.0	.945	24	5.906	150	.512	13.0	LCS33	LW-2

Note: All angles shown are obtained when insert is set in the holder

Inserts ➡Q36
Cutting condition ➡Q4

● : Stock
● : Stock (Newly added)
■□RL : While stocks last
R L : Stock (Right / Left-hand only)
R L : Stock (Right / Left-hand only, Newly added)
Ⓜ : Mirror finish
○ : 1-2 week delivery
○ : 1-2 week delivery (Newly added)
💧 : Coolant through
ⓇⓁ : 1-2 week delivery (Right / Left-hand only)
ⓇⓁ : 1-2 week delivery (Right / Left-hand only, Newly added)

TN..33 inserts - Carbide

(inch)	IC	T
TN..33	3/8	3/16

● : 1st Choice ● : 2nd choice

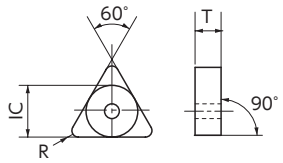

		ST4	DM4	DT4	QM3	TM4	VM1	ZM3	KM1	CP1	UC1
Steel	P	●	●	●	●	●	●	●	●		
Stainless Steel	M	●	●	●	●	●	●	●	●		
Cast Iron	K									●	
Non-Ferrous Material	N					●	●	●	●		●
Heat Resistant Alloy	S	●	●	●	●	●					
Hardened Material	H	●	●	●	●						

Shape	Item Number	ISO Item Number	IC	R	ST4	DM4	DT4	QM3	TM4	VM1	ZM3	KM1	CP1	UC1
	TNEG 3308 F R/L D1	TNEG 160402 F R/L D1	3/8	.008					Ⓡ Ⓛ					
	TNEG 331 F R/L D1	TNEG 160404 F R/L D1	3/8	.016					Ⓡ Ⓛ					
	TNEG 332 F R/L D1	TNEG 160408 F R/L D1	3/8	.031					Ⓡ Ⓛ					
	TNGG 3308 F R/L C	TNGG 160402 F R/L C	3/8	.008							Ⓡ			
	TNGG 3304 F R/L DA	TNGG 160401 F R/L DA	3/8	.004						Ⓡ	Ⓡ			
	TNGG 3304 F R/L U2	TNGG 160401 F R/L U2	3/8	.004						Ⓡ	Ⓡ			
	TNGG 3308 F R/L U2	TNGG 160402 F R/L U2	3/8	.008		Ⓡ Ⓛ					R Ⓛ			
	TNGG 331 F R/L U2	TNGG 160404 F R/L U2	3/8	.016		Ⓡ Ⓛ					R Ⓛ			
	TNGG 332 F R/L U2	TNGG 160408 F R/L U2	3/8	.031							R Ⓛ			
	TNGG 3304M FNUL	TNGG 160401M FNUL	3/8	.003	○	●		○	●					
	TNGG 3308M FNUL	TNGG 160402M FNUL	3/8	.007	○	●		○	●					
	TNGG 331M FNUL	TNGG 160404M FNUL	3/8	.015	○	●		○	●					
	TNGG 332M FNUL	TNGG 160408M FNUL	3/8	.031	○	●		○	●					
	TNGG 3308 FNZP	TNGG 160402 FNZP	3/8	.008		○		○		○	○			
	TNGG 331 FNZP	TNGG 160404 FNZP	3/8	.016		○		●		○	●			
	TNGG 332 FNZP	TNGG 160408 FNZP	3/8	.031		○		●		○	●			

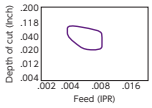

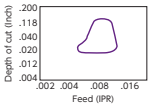

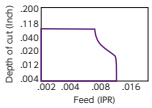

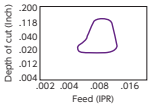

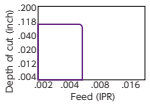

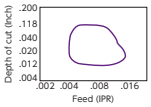

Toolholders for CN.. Inserts

PCLN-N

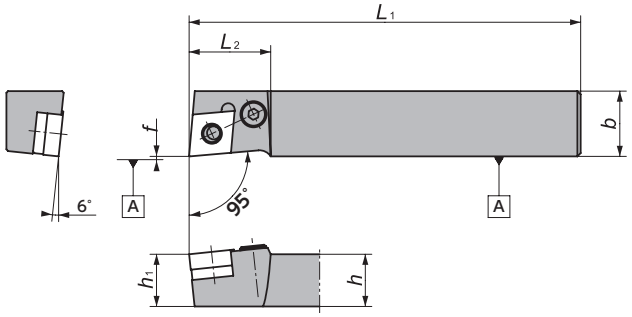

Figure-1

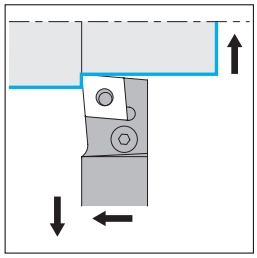

Right-Hand style shown

PCLN

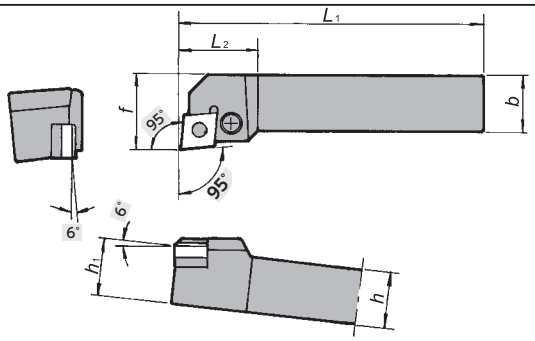

Figure-2

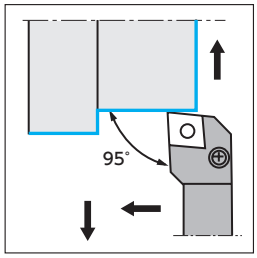

Right-Hand style shown

Gage Insert	Item Number	Figure	Stock R	Stock L	h (Inch)	h (mm)	b (Inch)	b (mm)	h_1 (Inch)	h_1 (mm)	L_1 (Inch)	L_1 (mm)	f (Inch)	f (mm)	L_2 (Inch)	L_2 (mm)	Shim	Clamp Pin	Clamp Screw	Spring	Wrench
CN..43..	PCLN℞1620X43N	1	○		.630	16	.787	20	.630	16	4.724	120	0.0	0.0	.984	25	LSC42	LCL4	LCS4CA	LSP4	LW-3
	PCLN℞2020K43	2	○	○	.787	20	.787	20	.787	20	4.921	125	.984	25	1.102	28	LSD42	LCL4	LCS4	LSP4	LW-3
	PCLN℞2525M43	2	○	○	.984	25	.984	25	.984	25	5.906	150	1.260	32	1.102	28	LSD42	LCL4	LCS4	LSP4	LW-3

CN..43 Inserts - Carbide

(inch)	IC	T
CN..43	1/2	3/16

● : 1st Choice ● : 2nd choice

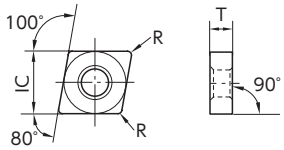

		ST4	DM4	DT4	QM3	TM4	VM1	ZM3	KM1	CP1	UC1
Steel	P	●	●	●	●	●	●	●	●		
Stainless Steel	M	●	●	●	●	●	●	●	●		
Cast Iron	K									●	
Non-Ferrous Material	N					●	●	●	●		●
Heat Resistant Alloy	S	●	●	●	●	●					
Hardened Material	H	●	●	●	●						

Shape	Item Number	ISO Item Number	IC	R	ST4	DM4	DT4	QM3	TM4	VM1	ZM3	KM1	CP1	UC1	
	CNGG 431 FNUL	CNGG 120404 FNUL	1/2	.016		●		●	○						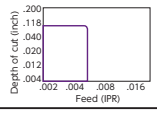
	CNGG 432 FNUL	CNGG 120408 FNUL	1/2	.031		●		●	○						
	CNGG 431 FNZP	CNGG 120404 FNZP	1/2	.016		●		●			●				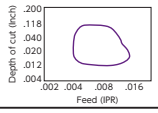
	CNGG 432 FNZP	CNGG 120408 FNZP	1/2	.031		●		●			●				