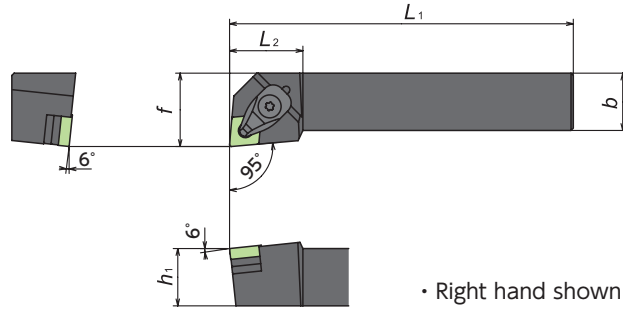
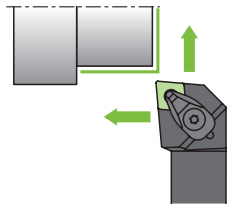


General Turning Toolholders


CN.. Inserts

WCLN











• Right hand shown

● Inch / Metric Holders

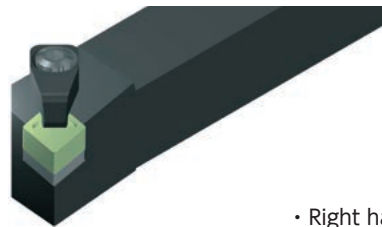
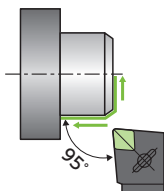
Item Number	Stock		h		b		L ₁		h ₁		f		L ₂		Insert*
	R	L	(inch)	(mm)	(inch)	(mm)	(inch)	(mm)	(inch)	(mm)	(inch)	(mm)	(inch)	(mm)	
WCLN [®] 16-4D	●	●	1.00	—	1.00	—	6.00	—	1.00	—	1.25	—	1.25	—	 CNGA 43 (CNGA 45) (CNG 43) (CNG 45) (CNGX 43) (CNGX 45)
WCLN [®] 20-4D	●	●	1.25	—	1.25	—	6.00	—	1.25	—	1.50	—	1.25	—	
WCLN [®] 2525M12	○	○	—	25	—	25	—	150	—	25	—	32	—	32	
WCLN [®] 3225P12	○	○	—	32	—	25	—	170	—	32	—	32	—	32	

● Spare Parts

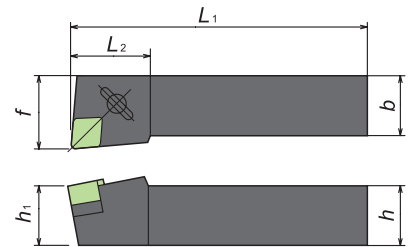
	Insert	Clamp	Shim	Clamp Screw	Wrench (for Clamp Screw)	Shim Screw	Wrench (for Shim Screw)	Spring
Standard	 CNGA 43 CNGA 45 CNG 43 CNG 45 CNGX 43 CNGX 45	 DC6CN TC6CN (OP) HC6CN (OP)	 ACN423×2 ACN423×1 ACN423×2 ACN423×1 ACN423×2 ACN423×1	 AOS-6*30W	 LLR-T20	 FSS15-3.0*12	 LLR-T10	 ASGL6-D

Inserts (CNG) → E3
 Inserts (CNGA) → E4 • E5 • E23 • E35
 Inserts (CNGX) → E6


CCLN









• Right hand shown



● Inch Holders

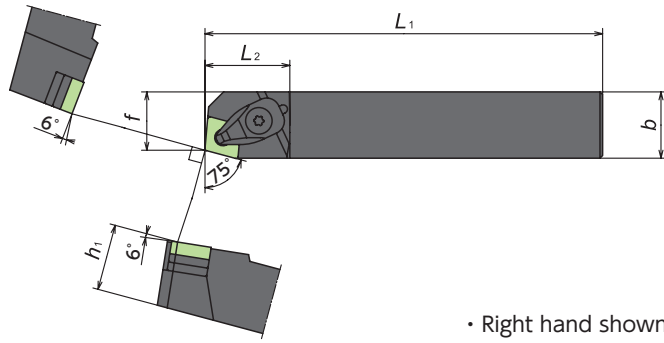
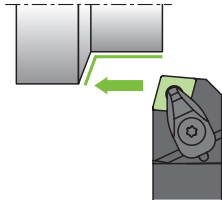
Item Number	Stock		Dimensions (inch)						Insert*
	R	L	h	b	L ₁	h ₁	f	L ₂	
CCLN [®] 164 CX	●	●	1.00	1.00	6.00	1.00	1.25	1.34	 CNGX 45 (CNGX 43) (CNG 45) (CNG 43)
CCLN [®] 204 CX	●	●	1.25	1.25	6.00	1.25	1.50	1.34	

● Spare Parts

	Insert	Clamp	Blade	Shim	Shim Screw	Wrench
Standard	 CNGX 43 CNGX 45	 2415 2417 (OP)	 — 9414 (OP)	 ICSN454 (OP) ICSN434 ICSN454 (OP) ICSN434	 1160	 LW-4

Inserts (CNG) → E3
 Inserts (CNGX) → E6

WCBN



• Right hand shown

Inch / Metric Holders

Item Number	Stock		h		b		L ₁		h ₁		f		L ₂		Insert*
	R	L	(inch)	(mm)	(inch)	(mm)	(inch)	(mm)	(inch)	(mm)	(inch)	(mm)	(inch)	(mm)	
WCBN [®] 16-4D	●	●	1.00	—	1.00	—	6.00	—	1.00	—	.88	—	1.25	—	
WCBN [®] 20-4D			1.25	—	1.25	—	6.00	—	1.25	—	1.13	—	1.25	—	
WCBN [®] 2525M12	○	○	—	25	—	25	—	150	—	25	—	22	—	32	

Spare Parts

	Insert	Clamp	Shim	Clamp Screw	Wrench (for Clamp Screw)	Shim Screw	Wrench (for Shim Screw)	Spring
Standard								
	CNGA 43	DC6CN	ACN423 × 2	AOS-6*30W	LLR-T20	FSS15-3.0*12	LLR-T10	ASGL6-D
	CNGA 45		ACN423 × 1					
	CNG 43	TC6CN (OP)	ACN423 × 2					
	CNG 45		ACN423 × 1					

Inserts (CNG) → E3
 Inserts (CNGA) → E4 • E5 • E23 • E35

* Optional spare parts are required to use the inserts in parentheses. See spare parts lists for detail.

● : Stock
 ● : Stock (Newly added)
 ■□□□ : While stocks last

R L : Stock (Right / Left-hand only)
 R L : Stock (Right / Left-hand only, Newly added)
 M : Mirror finish

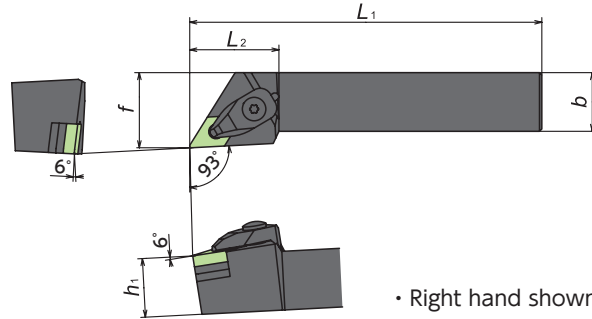
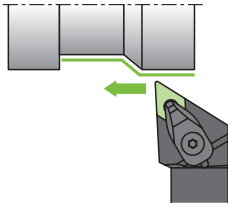
○ : 1-2 week delivery
 ○ : 1-2 week delivery (Newly added)
 🔵 : Coolant through

Ⓜ : 1-2 week delivery (Right / Left-hand only)
 Ⓜ : 1-2 week delivery (Right / Left-hand only, Newly added)

General Turning Toolholders


DN.. Inserts

WDJN











• Right hand shown

● Inch / Metric Holders

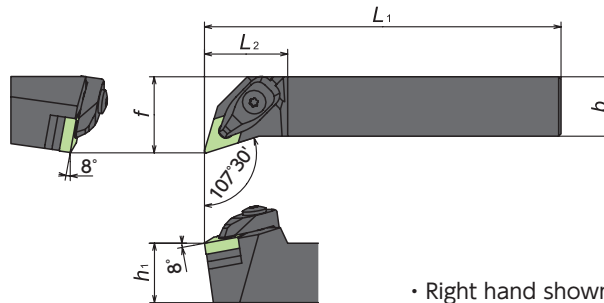
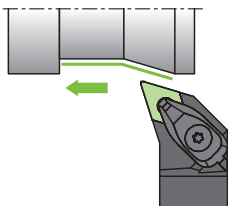
Item Number	Stock		h		b		L ₁		h ₁		f		L ₂		Insert*
	R	L	(inch)	(mm)	(inch)	(mm)	(inch)	(mm)	(inch)	(mm)	(inch)	(mm)	(inch)	(mm)	
WDJN _{1/2} 16-4D	●	●	1.00	—	1.00	—	6.00	—	1.00	—	1.25	—	1.50	—	 DNGA 43 (DNGA 45) (DNGX 45)
WDJN _{1/2} 20-4D	●	●	1.25	—	1.25	—	6.00	—	1.25	—	1.50	—	1.50	—	
WDJN _{1/2} 2525M15	○	○	—	25	—	25	—	150	—	25	—	32	—	38	
WDJN _{1/2} 3225P15	○	○	—	32	—	25	—	170	—	32	—	32	—	38	

● Spare Parts

	Insert	Clamp	Shim	Clamp Screw	Wrench (for Clamp Screw)	Shim Screw	Wrench (for Shim Screw)	Spring
Standard	 DNGA 43 DNGA 45 DNGX 45	 DC6DN HC6DN (OP)	 ADN423×2 ADN423×1 ADN423×1	 AOS-6*30W	 LLR-T20	 FSS15-3.0*12	 LLR-T10	 ASGL6-D


Inserts (DNGA) → E7 • E25 • E38
 Inserts (DNGX) → E8

WDHN











• Right hand shown

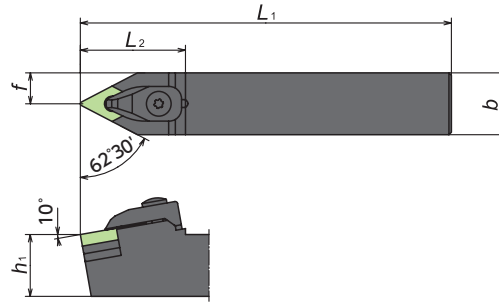
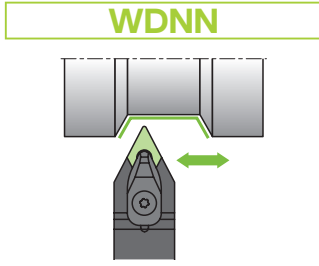
● Inch / Metric Holders

Item Number	Stock		h		b		L ₁		h ₁		f		L ₂		Insert*
	R	L	(inch)	(mm)	(inch)	(mm)	(inch)	(mm)	(inch)	(mm)	(inch)	(mm)	(inch)	(mm)	
WDHN _{1/2} 16-4D	●	●	1.00	—	1.25	—	6.00	—	1.00	—	1.25	—	1.38	—	 DNGA 43 (DNGA 45) (DNGX 45)
WDHN _{1/2} 20-4D			1.00	—	1.25	—	6.00	—	1.25	—	1.50	—	1.38	—	
WDHN _{1/2} 2525M15	○	○	—	25	—	25	—	150	—	25	—	32	—	35	

● Spare Parts

	Insert	Clamp	Shim	Clamp Screw	Wrench (for Clamp Screw)	Shim Screw	Wrench (for Shim Screw)	Spring
Standard	 DNGA 43 DNGA 45 DNGX 45	 DC6DN HC6DN (OP)	 ADN423×2 ADN423×1 ADN423×1	 AOS-6*30W	 LLR-T20	 FSS15-3.0*12	 LLR-T10	 ASGL6-D

Inserts (DNGA) → E7 • E25 • E38
 Inserts (DNGX) → E8



● Inch / Metric Holders

Item Number	Stock	h		b		L ₁		h ₁		f		L ₂		Insert*
		(inch)	(mm)	(inch)	(mm)	(inch)	(mm)	(inch)	(mm)	(inch)	(mm)	(inch)	(mm)	
WDNN 16-4D	●	1.00	—	1.00	—	6.00	—	1.00	—	.500	—	1.67	—	DNGA 43 (DNGA 45) (DNGX 45)
WDNN 20-4D		1.25	—	1.25	—	6.00	—	1.25	—	.625	—	1.67	—	
WDNN 2525M15	○	—	25	—	25	—	150	—	25	—	12.5	—	42.5	

● Spare Parts

	Insert	Clamp	Shim	Clamp Screw	Wrench (for Clamp Screw)	Shim Screw	Wrench (for Shim Screw)	Spring
Standard	DNGA 43 DNGA 45 DNGX 45	DC6DN HC6DN (OP)	ADN423×2 ADN423×1 ADN423×1	AOS-6*30W	LLR-T20	FSS15-3.0*12	LLR-T10	ASGL6-D

Inserts (DNGA) → E7 • E25 • E38
 Inserts (DNGX) → E8

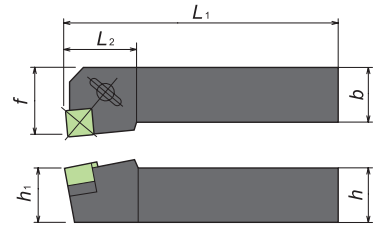
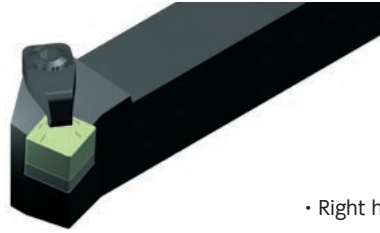
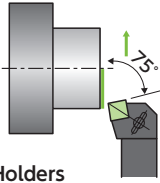
* Optional spare parts are required to use the inserts in parentheses. See spare parts lists for detail.

● : Stock
 ● : Stock (Newly added)
 ■□□□ : While stocks last
 R L : Stock (Right / Left-hand only)
 R L : Stock (Right / Left-hand only, Newly added)
 M : Mirror finish
 ○ : 1-2 week delivery
 ○ : 1-2 week delivery (Newly added)
 🔵 : Coolant through
 (R/L) : 1-2 week delivery (Right / Left-hand only)
 (R/L) : 1-2 week delivery (Right / Left-hand only, Newly added)

General Turning Toolholders

SN.. Inserts

CSKN

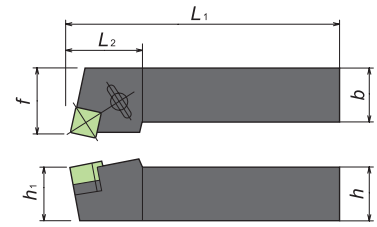
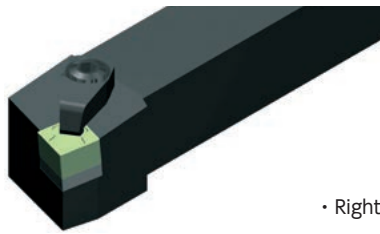
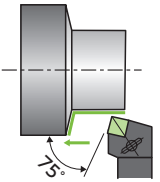


• Right hand shown

● Inch Holders

Item Number	Stock		Dimensions (inch)						Insert*
	R	L	<i>h</i>	<i>b</i>	<i>L</i> ₁	<i>h</i> ₁	<i>f</i>	<i>L</i> ₂	
CSKN ^{R/L} 164 CX	●	●	1.00	1.00	6.00	1.00	1.25	1.34	
CSKN ^{R/L} 204 CX	●	●	1.25	1.25	6.00	1.25	1.50	1.34	
CSKN ^{R/L} 165 CX	●	●	1.00	1.00	6.00	1.00	1.25	1.34	
CSKN ^{R/L} 205 CX	●	●	1.25	1.25	6.00	1.25	1.50	1.34	

CSRN

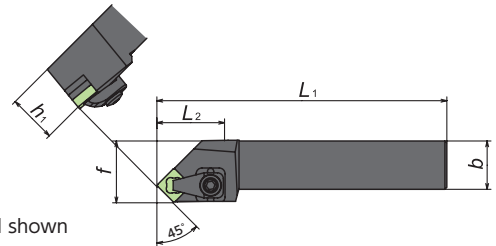
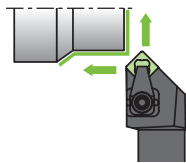


• Right hand shown

● Inch Holders

Item Number	Stock		Dimensions (inch)						Insert*
	R	L	<i>h</i>	<i>b</i>	<i>L</i> ₁	<i>h</i> ₁	<i>f</i>	<i>L</i> ₂	
CSRN ^{R/L} 164 CX	●	●	1.00	1.00	6.00	1.00	1.13	1.34	
CSRN ^{R/L} 204 CX	●	●	1.25	1.25	6.00	1.25	1.38	1.34	
CSRN ^{R/L} 165 CX	●	●	1.00	1.00	6.00	1.00	1.10	1.50	
CSRN ^{R/L} 205 CX	●	●	1.25	1.25	6.00	1.25	1.35	1.50	
CSRN ^{R/L} 245 CX	●	●	1.50	1.50	8.00	1.50	1.75	1.65	

CSSN



• Right hand shown

● Inch Holders

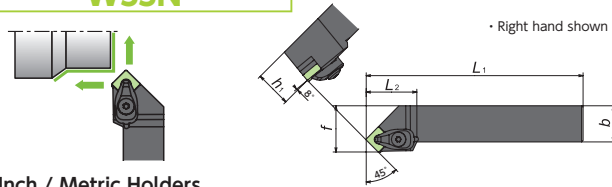
Item Number	Stock		Dimensions (inch)						Insert*
	R	L	<i>h</i>	<i>b</i>	<i>L</i> ₁	<i>h</i> ₁	<i>L</i> ₂	<i>f</i>	
CSSN ^{R/L} 245 CD	●	●	1.50	1.50	6.00	1.50	2.00	1.653	

● Spare Parts

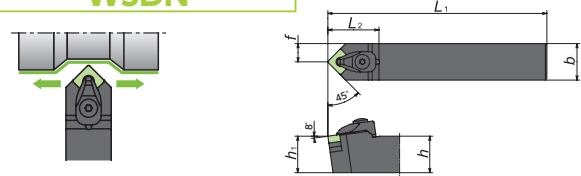
	Insert	Clamp	Blade	Shim	Shim Screw	Wrench
Standard	SNGX 45	2415	—	ISSN 434	1160	LW-4
	SNG 43	2417 (OP)	9414 (OP)	ISSN 454 (OP)		
	SNG 45				ISSN 434	
Standard	SNGX 55	2415	—	ISSN534	1180	
	SNG 55	2417 (OP)	9414 (OP)			

Inserts (SNG) → E13
Inserts (SNGX) → E15

WSSN



WSDN



Inch / Metric Holders

Item Number	Stock		h		b		L ₁		h ₁		f		L ₂		Insert*
	R	L	inch	mm	inch	mm	inch	mm	inch	mm	inch	mm	inch	mm	
WSSN _{R/L} 16-4D	●	●	1.00	—	1.00	—	6.00	—	1.00	—	1.25	—	1.38	—	
WSSN _{R/L} 20-4D			1.25	—	1.25	—	6.00	—	1.25	—	1.50	—	1.38	—	
WSSN _{R/L} 2525M12	●	○	—	25	—	25	—	150	—	25	—	32	—	35	

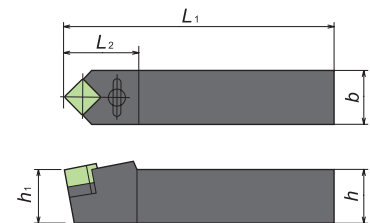

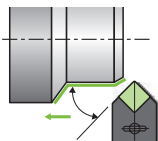
Item Number	Stock	h		b		L ₁		h ₁		f		L ₂		Insert*
		inch	mm	inch	mm	inch	mm	inch	mm	inch	mm	inch	mm	
WSDNN 16-4D	●	1.00	—	1.00	—	6.00	—	1.00	—	.500	—	1.42	—	
WSDNN 20-4D		1.25	—	1.25	—	6.00	—	1.25	—	.625	—	1.42	—	
WSDNN 2525M12	○	—	25	—	25	—	150	—	25	—	12.5	—	35	
WSDNN 3225P12	○	—	32	—	25	—	170	—	32	—	12.5	—	35	

Spare Parts

	Insert	Clamp	Shim	Clamp Screw	Wrench (for Clamp Screw)	Shim Screw	Wrench (for Shim Screw)	Spring
Standard	 SNGA 43 SNGA 45 SNG 43 SNG 45 SNGX 45	 DC6CN TC6CN (OP) HC6SN (OP)	 ASN423×2 ASN423×1 ASN423×2 ASN423×1 ASN423×1	 AOS-6*30W	 LLR-T20	 FSS15-3.0*12	 LLR-T10	 ASGL6-D

Inserts (SNG) → E13
 Inserts (SNGA) → E14 • E27 • E39
 Inserts (SNGX) → E15

CSDN



Inch Holders

Item Number	Stock	Dimensions (inch)					Insert*
		h	b	L ₁	h ₁	L ₂	
CSDNN 164 CX	●	1.00	1.00	6.00	1.00	1.65	
CSDNN 204 CX	●	1.25	1.25	6.00	1.25	1.65	
CSDNN 165 CX	●	1.00	1.00	6.00	1.00	1.65	
CSDNN 205 CX	●	1.25	1.25	6.00	1.25	1.65	

Spare Parts

	Insert	Clamp	Blade	Shim	Shim Screw	Wrench
Standard	 SNGX 45 SNG 43 SNG 45	 2415 2417 (OP)	 — 9414 (OP)	 ISSN 434 ISSN 454 (OP) ISSN 434 ISSN 534	 1160 1180	 LW-4
Standard	 SNGX 55 SNG 55	 2415 2417 (OP)	 — 9414 (OP)	 ISSN 534	 1180	

Inserts (SNG) → E13
 Inserts (SNGX) → E15

* Optional spare parts are required to use the inserts in parentheses. See spare parts lists for detail.

● : Stock
 ● : Stock (Newly added)
 ■ □ □ □ : While stocks last

R L : Stock (Right / Left-hand only)
 R L : Stock (Right / Left-hand only, Newly added)
 □ □ □ □ : Mirror finish

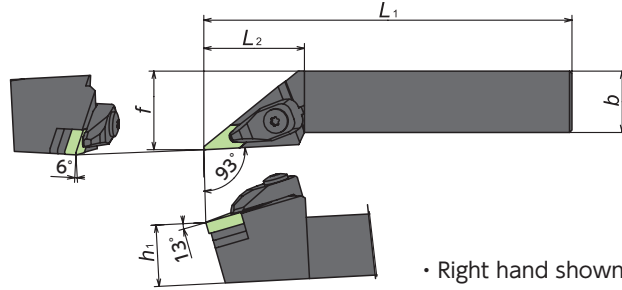
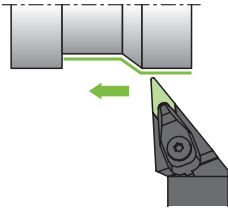
○ : 1-2 week delivery
 ○ : 1-2 week delivery (Newly added)
 ● : Coolant through

(R) (L) : 1-2 week delivery (Right / Left-hand only)
 (R) (L) : 1-2 week delivery (Right / Left-hand only, Newly added)

General Turning Toolholders


VN.. Inserts

WVJN











• Right hand shown

● Inch / Metric Holders

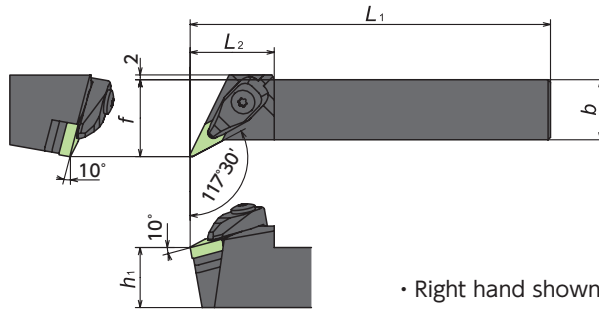
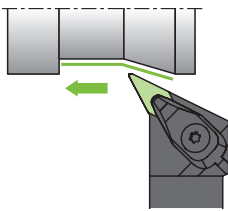
Item Number	Stock		h		b		L ₁		h ₁		f		L ₂		Insert*
	R	L	inch	mm	inch	mm	inch	mm	inch	mm	inch	mm	inch	mm	
WVJN [®] / 16-3D	●	●	1.00	—	1.00	—	6.00	—	1.00	—	1.25	—	1.61	—	VNGA 33 (VNGA 35) (VNGX 35) 
WVJN [®] / 20-3D	●	●	1.25	—	1.25	—	6.00	—	1.25	—	1.50	—	1.61	—	
WVJN [®] / 2525M16	○	○	—	25	—	25	—	150	—	25	—	32	—	41	
WVJN [®] / 3225P16	○	○	—	32	—	25	—	170	—	32	—	32	—	41	

● Spare Parts

	Insert	Clamp	Shim	Clamp Screw	Wrench (for Clamp Screw)	Shim Screw	Wrench (for Shim Screw)	Spring
Standard	 VNGA 33 VNGA 35 VNGX 35	 DC6VN HC6VN (OP)	 AVN323×2 AVN323×1 AVN323×1	 AOS-6*30W	 LLR-T20	 FSS15-3.0*12	 LLR-T10	 ASGL6-D


Inserts (VNGA) → E20 • E32 • E44

WVPN











• Right hand shown

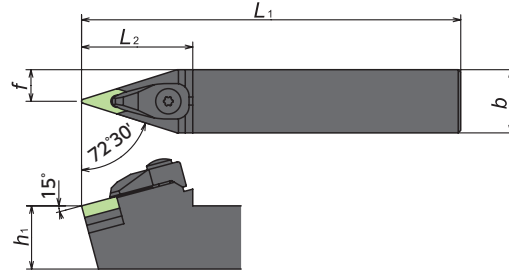
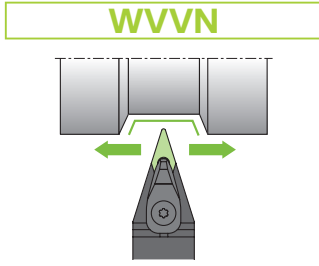
● Inch / Metric Holders

Item Number	Stock		h		b		L ₁		h ₁		f		L ₂		Insert*
	R	L	inch	mm	inch	mm	inch	mm	inch	mm	inch	mm	inch	mm	
WVPN [®] / 16-3D	●	●	1.00	—	1.00	—	6.00	—	1.00	—	1.25	—	1.38	—	VNGA 33 (VNGA 35) (VNGX 35) 
WVPN [®] / 20-3D	●	●	1.25	—	1.25	—	6.00	—	1.25	—	1.50	—	1.38	—	
WVPN [®] / 2525M16	○	○	—	25	—	25	—	150	—	25	—	32	—	35	


● Spare Parts

	Insert	Clamp	Shim	Clamp Screw	Wrench (for Clamp Screw)	Shim Screw	Wrench (for Shim Screw)	Spring
Standard	 VNGA 33 VNGA 35 VNGX 35	 DC6VN HC6VN (OP)	 AVN323×2 AVN323×1 AVN323×1	 AOS-6*30W	 LLR-T20	 FSS15-3.0*12	 LLR-T10	 ASGL6-D



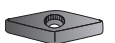

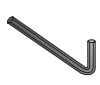



Inserts (VNGA) → E20 • E32 • E44



● Inch / Metric Holders

Item Number	Stock	h		b		L ₁		h ₁		f		L ₂		Insert*
		inch	mm	inch	mm	inch	mm	inch	mm	inch	mm	inch	mm	
WVVNN 16-3D	●	1.00	—	1.00	—	6.00	—	1.00	—	.500	—	1.73	—	VNGA 33 (VNGA 35) (VNGX 35) 
WVVNN 20-3D		1.25	—	1.25	—	6.00	—	1.25	—	.625	—	1.73	—	
WVVNN 2525M16	○	—	25	—	25	—	150	—	25	—	12.5	—	44	

● Spare Parts

	Insert	Clamp	Shim	Clamp Screw	Wrench (for Clamp Screw)	Shim Screw	Wrench (for Shim Screw)	Spring
								
Standard	VNGA 33 VNGA 35 VNGX 35	DC6VN HC6VN (OP)	AVN323×2 AVN323×1 AVN323×1	AOS-6*30W	LLR-T20	FSS15-3.0*12	LLR-T10	ASGL6-D

Inserts (VNGA) → E20 • E32 • E44

General Turning
Toolholders

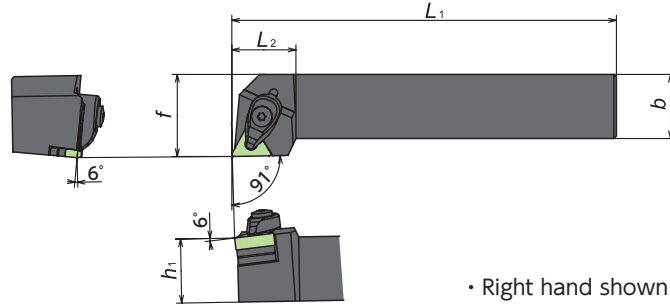
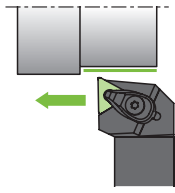
* Optional spare parts are required to use the inserts in parentheses. See spare parts lists for detail.

● : Stock
 ● : Stock (Newly added)
 ■□□□ : While stocks last
 R L : Stock (Right / Left-hand only)
 R L : Stock (Right / Left-hand only, Newly added)
 Ⓜ : Mirror finish
 ○ : 1-2 week delivery
 ○ : 1-2 week delivery (Newly added)
 Ⓢ : Coolant through
 (R/L) : 1-2 week delivery (Right / Left-hand only)
 (R/L) : 1-2 week delivery (Right / Left-hand only, Newly added)

General Turning Toolholders

TN.. Inserts

WTGN



• Right hand shown

● Inch / Metric Holders

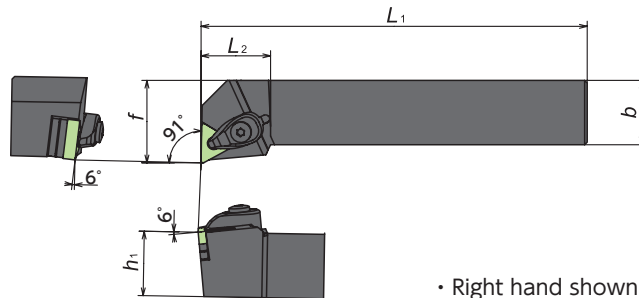
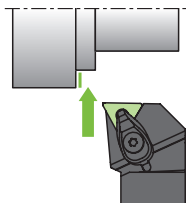
Item Number	Stock		h		b		L ₁		h ₁		f		L ₂		Insert*
	R	L	inch	mm	inch	mm	inch	mm	inch	mm	inch	mm	inch	mm	
WTGN _{1/2} 16-3D	●	●	1.00	—	1.00	—	6.00	—	1.00	—	1.25	—	1.00	—	TNGA 33 (TNGA 35) (TNG 33) (TNG 35)
WTGN _{1/2} 20-3D			1.25	—	1.25	—	6.00	—	1.25	—	1.50	—	1.00	—	
WTGN _{1/2} 2525M16	●	○	—	25	—	25	—	150	—	25	—	32	—	25	

● Spare Parts

	Insert	Clamp	Shim	Clamp Screw	Wrench (for Clamp Screw)	Shim Screw	Wrench (for Shim Screw)	Spring
Standard	 TNGA 33 TNGA 35 TNG 33 TNG 35	 DC5TN TC5TN (OP)	 ATN323×2 ATN323×1 ATN323×2 ATN323×1	 AOS-5*26W	 LLR-T15	 FSS15-3.0*12	 LLR-T10	 ASGL6-D

Inserts (TNG) → E16
 Inserts (TNGA) → E18 • E28 • E41

WTFN



• Right hand shown

● Inch / Metric Holders

Item Number	Stock		h		b		L ₁		h ₁		f		L ₂		Insert*
	R	L	inch	mm	inch	mm	inch	mm	inch	mm	inch	mm	inch	mm	
WTFN _{1/2} 16-3D	●	●	1.00	—	1.00	—	6.00	—	1.00	—	1.25	—	1.06	—	TNGA 33 (TNGA 35) (TNG 33) (TNG 35)
WTFN _{1/2} 20-3D			1.25	—	1.25	—	6.00	—	1.25	—	1.50	—	1.06	—	
WTFN _{1/2} 2525M16	○	○	—	25	—	25	—	150	—	25	—	32	—	27	

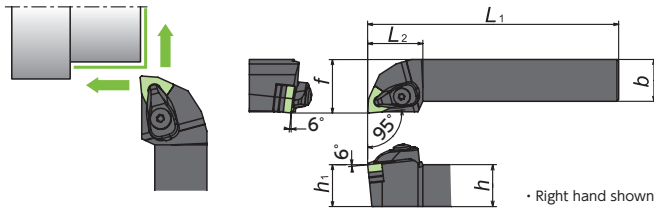
● Spare Parts

	Insert	Clamp	Shim	Clamp Screw	Wrench (for Clamp Screw)	Shim Screw	Wrench (for Shim Screw)	Spring
Standard	 TNGA 33 TNGA 35 TNG 33 TNG 35	 DC5TN TC5TN (OP)	 ATN323×2 ATN323×1 ATN323×2 ATN323×1	 AOS-5*26W	 LLR-T15	 FSS15-3.0*12	 LLR-T10	 ASGL6-D

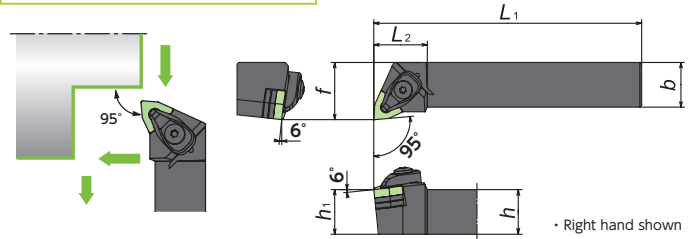
Inserts (TNG) → E16
 Inserts (TNGA) → E18 • E28 • E41

WN.. Inserts


WWLN




WWLN-2











Inch / Metric Holders

Item Number	Stock		h		b		L ₁		h ₁		f		L ₂		Insert
	R	L	inch	mm	inch	mm	inch	mm	inch	mm	inch	mm	inch	mm	
WWLN [®] 16-4D	●	●	1.00	—	1.00	—	6.00	—	1.00	—	1.25	—	1.30	—	WNGA 43 (WNGA 45) 
WWLN [®] 20-4D			1.25	—	1.25	—	6.00	—	1.25	—	1.50	—	1.30	—	
WWLN [®] 2525M08	○	●	—	25	—	25	—	150	—	25	—	32	—	33	

Item Number	Stock		h		b		L ₁		h ₁		f		L ₂		Insert
	R	L	inch	mm	inch	mm	inch	mm	inch	mm	inch	mm	inch	mm	
WWLN [®] 16-4D-2	●	●	1.00	—	1.00	—	6.00	—	1.00	—	1.25	—	1.18	—	WNGA 43 (WNGA 45) 
WWLN [®] 20-4D-2			1.25	—	1.25	—	6.00	—	1.25	—	1.50	—	1.18	—	
WWLN [®] 2525M08-2	○	○	—	25	—	25	—	150	—	25	—	32	—	30	

Spare Parts

	Insert	Clamp	Shim	Clamp Screw	Wrench (for Clamp Screw)	Shim Screw	Wrench (for Shim Screw)	Spring
								
Standard	WNGA 43 WNGA 45	DC6CN	AWN423-W×2 AWN423-W×1	AOS-6*30W	LLR-T20	FSS15-3.0*12	LLR-T10	ASGL6-D

Inserts → E21 • E44

* Optional spare parts are required to use the inserts in parentheses. See spare parts lists for detail.

● : Stock
● : Stock (Newly added)
■□□□ : While stocks last

R L : Stock (Right / Left-hand only)
R L : Stock (Right / Left-hand only, Newly added)
Ⓜ : Mirror finish


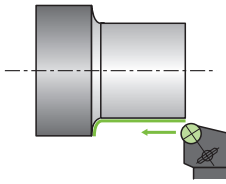
○ : 1-2 week delivery
○ : 1-2 week delivery (Newly added)
Ⓜ : Coolant through

Ⓜ : 1-2 week delivery (Right / Left-hand only)
Ⓜ : 1-2 week delivery (Right / Left-hand only, Newly added)

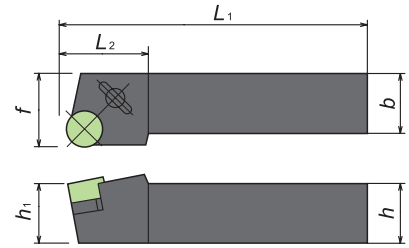
General Turning Toolholders

RN.. Inserts


CRGN









• Right hand shown



Inch Holders

Item Number	Stock		Dimensions (inch)						Insert*
	R	L	h	b	L_1	h_1	f	L_2	
CRGN $\frac{1}{4}$ 164 CD	●	●	1.00	1.00	6.00	1.00	1.25	1.34	 RNG 45 (RNG 43) RNG 55 RNG 65
CRGN $\frac{1}{4}$ 204 CD	●	●	1.25	1.25	6.00	1.25	1.50	1.34	
CRGN $\frac{1}{4}$ 165 CD	●	●	1.00	1.00	6.00	1.00	1.25	1.34	
CRGN $\frac{1}{4}$ 205 CD	●	●	1.25	1.25	6.00	1.25	1.50	1.34	
CRGN $\frac{1}{4}$ 206 CD	●	●	1.25	1.25	6.00	1.25	1.50	1.65	

Spare Parts

	Insert	Clamp	Blade	Shim	Shim Screw	Wrench
						
Standard	RNG 45	2413	9414	IRSN 43	1160	LW-4
	RNG 43			IRSN 45 (OP)		
Standard	RNG 55	IRSN 53		1180		
Standard	RNG 65	2417		3919	1182	

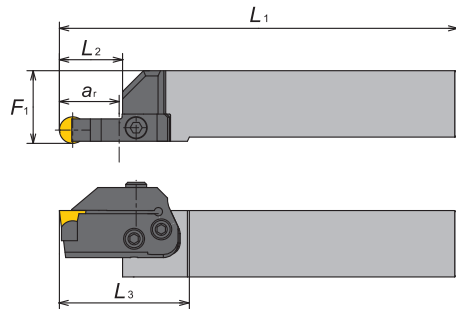
Inserts → E10 • E26

General Turning Toolholders

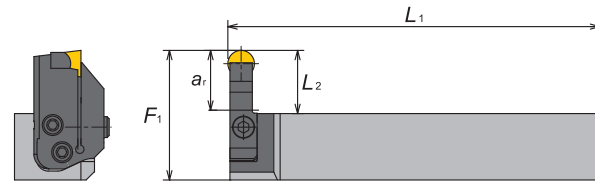
GBR

Blade

For GTWP



For GKWP



● Right hand

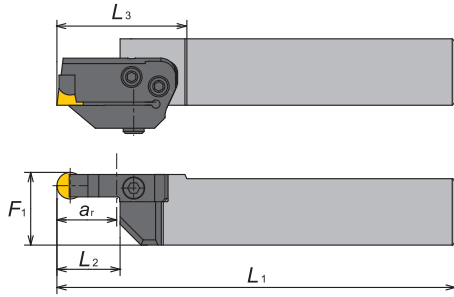
Hand	Blade number	Stock	Insert	Dimensions (Inch)		Holder	Dimensions (Inch)				
				ar	L ₂		GTWPR-H			GKWPL-H	
							L ₁	L ₃	F ₁	L ₁	F ₁
R	GBRR-R23-19	●	RCGX23 RPGX23	.750	.889	GTWPR16-IN-H	6.200	1.854	1.118	6.000	1.889
						GKWPL16-IN-H					
						GTWPR20-IN-H	7.200	—	1.368	7.000	2.139
						GKWPL20-IN-H					
						GTWPR2020-H	5.121	2.011	.906	4.921	1.676
						GKWPL2020-H					
	GTWPR2525-H	6.106	1.854	1.102	5.906	1.873					
	GKWPL2525-H										
	GTWPR3232-H	6.893	—	1.378	6.693	2.149					
	GKWPL3232-H										
	GBRR-R35-25	●	RCGX35 RPGX35 RCGX103	1.000	1.089	GTWPR16-IN-H	6.400	2.054	1.118	6.000	2.089
						GKWPL16-IN-H					
						GTWPR20-IN-H	7.400	—	1.368	7.000	2.339
						GKWPL20-IN-H					
						GTWPR2020-H	5.321	2.211	.906	4.921	1.876
						GKWPL2020-H					
	GTWPR2525-H	6.306	2.054	1.102	5.906	2.073					
	GKWPL2525-H										
GTWPR3232-H	7.093	—	1.378	6.693	2.349						
GKWPL3232-H											
GBRR-R45-28	●	RCGX45 RPGX45 RCGX104	1.125	1.189	GTWPR16-IN-H	6.500	2.154	1.118	6.000	2.189	
					GKWPL16-IN-H						
					GTWPR20-IN-H	7.500	—	1.368	7.000	2.439	
					GKWPL20-IN-H						
					GTWPR2020-H	5.421	2.311	.906	4.921	1.976	
					GKWPL2020-H						
GTWPR2525-H	6.406	2.154	1.102	5.906	2.173						
GKWPL2525-H											
GTWPR3232-H	7.193	—	1.378	6.693	2.449						
GKWPL3232-H											

Inserts (RCGX) → E9 • E26
Inserts (RPGX) → E11

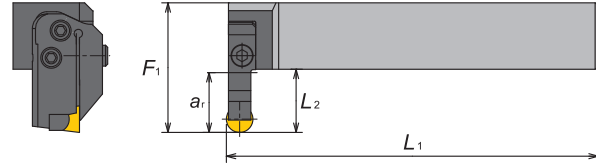
GBR

Blade

For GTWP



For GKWP



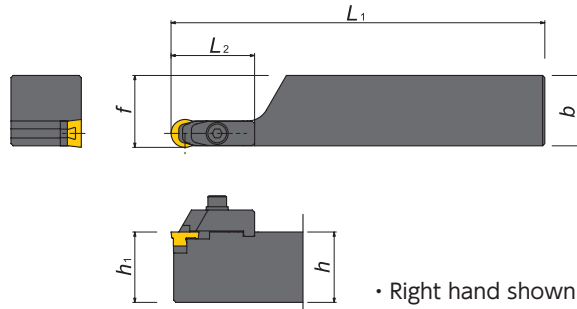
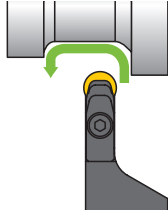
● Left hand

Hand	Blade number	Stock	Insert	Dimensions (Inch)		Holder	Dimensions (Inch)				
				a_r	L_2		GTWPL-H			GKWPL-H	
							L_1	L_3	F_1	L_1	F_1
L	GBRL-R23-19	●	RCGX23 RPGX23	.750	.889	GTWPL16-IN-H	6.200	1.854	1.118	6.000	1.889
						GKWPR16-IN-H					
						GTWPL20-IN-H	7.200	—	1.368	7.000	2.139
						GKWPR20-IN-H					
						GTWPL2020-H	5.121	2.011	.906	4.921	1.676
						GKWPR2020-H					
						GTWPL2525-H	6.106	1.854	1.102	5.906	1.873
						GKWPR2525-H					
	GTWPL3232-H	6.893	—	1.378	6.693	2.149					
	GKWPR3232-H										
	GTWPL16-IN-H	6.400	2.054	1.118	6.000	2.089					
	GKWPR16-IN-H										
	GTWPL20-IN-H	7.400	—	1.368	7.000	2.339					
	GKWPR20-IN-H										
	GTWPL2020-H	5.321	2.211	.906	4.921	1.876					
	GKWPR2020-H										
	GTWPL2525-H	6.306	2.054	1.102	5.906	2.073					
	GKWPR2525-H										
	GTWPL3232-H	7.093	—	1.378	6.693	2.349					
	GKWPR3232-H										
	GTWPL16-IN-H	6.500	2.154	1.118	6.000	2.189					
	GKWPR16-IN-H										
	GTWPL20-IN-H	7.500	—	1.368	7.000	2.439					
	GKWPR20-IN-H										
GTWPL2020-H	5.421	2.311	.906	4.921	1.976						
GKWPR2020-H											
GTWPL2525-H	6.406	2.154	1.102	5.906	2.173						
GKWPR2525-H											
GTWPL3232-H	7.193	—	1.378	6.693	2.449						
GKWPR3232-H											

Inserts (RCGX) → E9 • E26
Inserts (RPGX) → E11

RCGX / RPGX Inserts

VRAO^{R/L}



Inch Holders

Item Number	Stock		Dimensions (inch)					Insert
	R	L	<i>h</i>	<i>b</i>	<i>L</i> ₁	<i>h</i> ₁	<i>L</i> ₂	
VRAO ^{R/L} 16-2D	●	●	1.00	1.00	6.00	1.00	1.00	RCGX 102 RCGX 23 RCGX 25 RPGX 23 RPGX 25
VRAO ^{R/L} 20-2D	●	●	1.25	1.25	6.00	1.25	1.00	
VRAO ^{R/L} 16-3D	●	●	1.00	1.00	6.00	1.00	1.25	RCGX 103 RCGX 35 RPGX 35
VRAO ^{R/L} 20-3D	●	●	1.25	1.25	6.00	1.25	1.25	
VRAO ^{R/L} 24-3E	●	●	1.50	1.50	7.00	1.50	1.25	
VRAO ^{R/L} 16-4D	●	●	1.00	1.00	6.00	1.00	1.50	RCGX 104 RCGX 45 RPGX 45
VRAO ^{R/L} 20-4D	●	●	1.25	1.25	6.00	1.25	1.50	
VRAO ^{R/L} 24-4E	●	●	1.50	1.50	7.00	1.50	1.50	

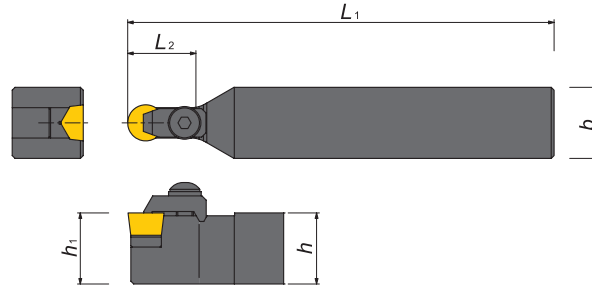
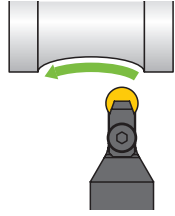
Spare Parts

Parts	Clamp	Clamp Screw	Shim	Shim Screw
Toolholder				
VRAO ^{R/L} 16-2D		CL2RVRL (comes with screw)	SM2RV (RCGX102 / R.GX25) SM2RVS (R.GX23) (OP)	SC02C-08
VRAO ^{R/L} 20-2D				SC05C-08
VRAO ^{R/L} 16-3D	CL3RV	SC10F-10	SM3RV	SC05C-10
VRAO ^{R/L} 20-3D				SC06C-08
VRAO ^{R/L} 24-3E				SC06C-10
VRAO ^{R/L} 16-4D	CL4RV	SC40F-12	SM4RV	SC06C-08
VRAO ^{R/L} 20-4D				SC06C-10
VRAO ^{R/L} 24-4E				

Inserts (RCGX) → E9 • E26
Inserts (RPGX) → E11

General Turning Toolholders

VRAON



Inch Holders

Item Number	Stock	Dimensions (inch)				Insert
		h	b	L_1	L_2	
VRAON 16-2D	●	1.00	1.00	6.00	1.00	RCGX 102 RCGX 23 RCGX 25 RPGX 23 RPGX 25
VRAON 20-2D	●	1.25	1.25	6.00	1.00	
VRAON 16-3D	●	1.00	1.00	6.00	1.25	RCGX 103 RCGX 35 RPGX 35
VRAON 20-3D	●	1.25	1.25	6.00	1.25	
VRAON 24-3E	●	1.50	1.50	7.00	1.25	
VRAON 16-4D	●	1.00	1.00	6.00	1.50	RCGX 104 RCGX 45 RPGX 45
VRAON 20-4D	●	1.25	1.25	6.00	1.50	
VRAON 24-4E	●	1.50	1.50	7.00	1.50	
VRAON 20-5D	●	1.25	1.25	6.00	1.50	RCGX 105
VRAON 24-5E	●	1.50	1.50	7.00	1.50	
VRAON 20-6F	●	1.25	1.25	8.00	1.75	RCGX 106
VRAON 24-6F	●	1.50	1.50	8.00	1.75	
VRAON 20-8F	●	1.25	1.25	8.00	2.00	RCGX 108
VRAON 24-8F	●	1.50	1.50	8.00	2.00	

Spare Parts

Parts	Clamp	Shim	Clamp Screw	Shim Screw
Toolholder				
VRAON 16-2D	CL2RV	SM2RV(RCGX102 / R.GX25) SM2RVS (R.GX23) (OP)	SC40F-16	SC02C-08
VRAON 20-2D				SC05C-08
VRAON 16-3D	CL3RV	SM3RV	SC10F-10	SC05C-10
VRAON 20-3D				SC06C-08
VRAON 24-3E	CL4RV	SM4RV	SC40F-12	SC06C-10
VRAON 16-4D				SC08C-10
VRAON 20-4D	CL5RV	SM5RV	SC50F-16	SC10C-10
VRAON 24-4E				SC40C-10
VRAON 20-5D	CL6RV	SM6RV	SC50F-16	SC40C-10
VRAON 24-5E				SC60F-16
VRAON 20-6F	CL8RV	SM8RV	SC60F-16	SC40C-10
VRAON 24-6F				
VRAON 20-8F				
VRAON 24-8F				

Inserts (RCGX) → E9 • E26
Inserts (RPGX) → E11